

FRESNO COUNTY
TRANSPORTATION AUTHORITY

Promises Made. Promises Kept.



ANNUAL REPORT 2015-2016



> Table of Contents

Highway and Roadway Projects	3
Goodbye to a True Leader	4
Easier Access. Cleaner Carpools	5
It's Better to Van Together	6
Just Ask the Advocate	6
Savings for Our Seniors	6
Doing The Right Thing	7-8
Mitigation Fee Annual Report	9
Park & Ride	10
Oversight to Prevent Overreach	10
Urban & Rural Regional Program Contracts	11-12
Citizens' Oversight Committee	13-16
Fiscal Year 2015/2016 Revenues	17-18

Board Members

Harry Armstrong, Chairman
(Through Feb. 2016)

Council Member
City of Clovis

Lynne Ashbeck, Vice Chair

Council Member
City of Clovis

Ernest "Buddy" Mendes, Chairman

Rural Supervisor - District 4
County of Fresno

Andreas Borgeas

Urban Supervisor - District 2
County of Fresno

Ashley Swearengin

Mayor
City of Fresno

Steve Brandau

Council Member
City of Fresno

David Cardenas

Mayor
City of Fowler
East-Side City Representative

Amarpreet Dhaliwal

Mayor
City of San Joaquin
West-Side City Representative

Vacant

Urban Public Member-at-Large

John Clements

Rural Public Member-at-Large

Staff

Ron Peterson

Executive Director (Through Feb. 2016)

Denise DiBenedetto

Contracts Administrator

Diana Sedigh-Darbandi

Program Manager
Interim Executive Director

Rose Willems

Advocate

>> Roadway Projects

During FY 2015-2016, Measure C funds helped advance a number of critical urban projects within Fresno County.

Frontage Road Improvements:

The City of Fresno completed a \$6 million project in southwest Fresno, improving the State Route 180 Frontage Road from Marks Avenue to Hughes Avenue.

Herndon Avenue Widening:

The City completed the next phase of the Measure C regional project to widen Herndon Avenue to six lanes. This particular segment included overhead utility relocation, median island reconfiguration, traffic signal modifications and the construction of a multi-purpose trail to provide bicycle and pedestrian facilities along the Herndon Avenue corridor.

Millbrook Avenue Bike Lanes:

Recently, the City finished a “Complete Streets” project on Millbrook Avenue, from Shields Avenue to Gettysburg Avenue, converting a lightly-used four-lane collector to a three-lane collector. This type of project, known as a “road diet” has provided bicycle facilities, improved safety with the center turn lane and upgraded pedestrian facilities for all residents.



> Highway Projects

During FY 2015-2016, various highway, urban and rural projects in Fresno County were awarded and managed. A project to provide drought-tolerant landscaping for the State Route 180 Braided Ramps Project was awarded in 2015 and is scheduled for completion in spring 2017. In addition, sound walls near Huntington Boulevard are scheduled for construction in fall 2017; these walls will serve as part of an auxiliary lane on State Route 41 in downtown Fresno.

Caltrans is managing several rural Measure C projects in various stages. Some of these projects include: the next phase of State Route 180 East to Frankwood Avenue, scheduled to start construction in 2017; a new passing lane project from James Road to Lake Avenue on State Route 180 West near the City of Mendota is slated to begin construction in summer 2017; a bridge for State Route 269 over the Arroyo Pasajero between the City of Huron and the California Aqueduct is currently in its design phase, scheduled to start construction in spring 2018.

>> Goodbye to a True Leader

Remembering Ron Peterson



Ronald "Ron" Peterson
(1944-2016)

It is with heavy hearts that the Fresno County Transportation Authority says goodbye to Ron Peterson, who passed away in June of 2016, following his battle with cancer.

Born in Phoenix, Arizona in 1944, Ron came to Fresno as a child, where he would graduate from Fresno High School in 1962 and California State University, Fresno in 1968. With a degree in Civil Engineering in hand, he began working at Fresno County Public Works before moving to the City of Clovis as the Assistant Public Works Director in 1985.

In 1995, Ron was hired as the Deputy Director of the Council of Fresno County Governments (Fresno COG) where he worked for the next decade before briefly retiring and accepting a job as the Executive Director of the Fresno County Transportation Authority (FCTA) – a job he kept and excelled at until illness forced his permanent retirement in early 2016.

Ron's work with the FCTA inspired many, and though he was a man of few words, his vast knowledge and tremendous ability earned respect from all who knew and worked with him.

>> Easier Access. Cleaner Carpools.

Developed to provide ride-sharing incentives to commuters, the Measure C Carpool Incentive Program provides commuters with an opportunity to win monthly cash and prizes by registering and submitting commute logs in an online database system of participating carpoolers. Commuters can register for the program online at www.ValleyRides.com or through our Measure C mobile app by going to www.CarpoolFresno.com. Then, each week that they carpool with at least one other person two or more times per week, they may submit a commute log that serves as their entry into monthly and year-end Grand Prize drawings.

The smartphone app is available on all smartphone platforms; it remembers your ID and has a home screen commute log button which features both miles per gallon and gas bill calculators.

In Fiscal Year (FY) 2015-2016, the Measure C Carpool/Vanpool Program had 2,849 registered participants who submitted a total of 13,006 commute logs. Each year, the Measure C Carpool/Vanpool Program continues to help get Fresno County moving in the right direction.






> It's Better To Van Together

Aligned with the Regional Public Transit Program and developed to provide cost-effective ways for commuters to get to their destination safely, the Measure C Vanpool/Farm Worker Vanpool Program also helps to improve our air quality. The program provides funds for new and existing vanpools in the form of subsidies and reimbursements that assist in offsetting both initial and continuous operating costs. The Vanpool Programs are open to both public and private vanpool providers and riders. From July 1, 2015 to June 30, 2016, the Measure C Vanpool Program provided subsidies for 35 NEW vanpools and 15 existing vanpools originating in Fresno County. There are also currently 61 vans receiving subsidies for the Farm Worker Vanpool Program in order to offset the cost of commuting.



> Just Ask The Advocate

Responsible for providing professional services to Fresno County residents, Rose Willems, the Measure C Advocate, helps resolve property owners' concerns, provides outreach to community groups, and lends educational support through local schools. A position created in 1993, as a joint venture between the Fresno County Transportation Authority and the Department of Transportation, the Measure C Advocate assists in providing information from project planning stages through completion for both Measure C and state ventures. The Office of the Advocate is located off State Route 168, near the McKinley exit, at 4538 East Weldon Avenue. Office hours are 8AM-5PM, Monday through Friday. If these hours are not convenient, an appointment can be made by calling (559) 251-6709.



> Savings For Our Seniors

Funded by the Regional Public Transit Program, the Measure C Taxi Program is a transportation cost-reduction program that can be used by senior citizens who are 70 years of age or older and are residents of Fresno County. These Fresno County senior citizens receive a 75 percent discount on taxi fares by purchasing taxi scrip for 25 cents on the dollar. Senior citizens may obtain an application by contacting Fresno County Transportation Authority or the Fresno Council of Governments office during business hours for an application to be mailed, or they may download the forms directly by visiting either website www.MeasureC.com OR www.FresnoCOG.org. Taxi Scrip Program participation increased during FY 2015-2016 with 5,321 seniors registered and eligible to purchase and use the scrip. A total of 936 seniors signed up with 1,916 registrants purchasing taxi scrip. A total of 1,834 registrants used taxi scrip, making a total of \$426,008 worth of scrip claimed and paid out to taxi cab companies.

>> Doing the Right Thing

Thank You, Harry Armstrong

It was the end of an era. After sitting on the Clovis City Council for 46 years, Harry Armstrong ended his stint as the longest-serving elected official in California when he cast his last vote and retired in October of 2016.

A man of many hats, Mr. Armstrong worked tirelessly as a member of numerous organizations, including the Board of the California League of Cities, the Association of Metropolitan Water Agencies, and the Fresno County Water Advisory Board League's Transportation, Communication and Public Works Policy Committee.

But perhaps his most lasting impact will be the result of his time with the Fresno County Transportation Authority (FCTA), where he served as Chairman for 22 years. As the Chairman of the FCTA, he led the charge in getting Freeways 41, 168 and 180 built, including the braided ramps that help guide motorists through the labyrinth of connecting freeways and played a pivotal role in the Measure C Extension effort.

Of course, no one lasts too long in the public service arena without doing a fantastic job, and Mr. Armstrong certainly did that. The number of awards he collected during his nearly half century of service is mind boggling, and include the Rose Ann Vuich Ethical Leadership Award, the League of California Cities' Award for Service and Contributions to the Board of Directors, and the 2015 Fresno Council of Governments Regional Forum - Lifetime Achievement Award for Excellence, Leadership & Commitment. He was also inducted into the Clovis Hall of Fame in 2010.

Even as he spoke to the packed house at the Clovis City Council Chambers, where the overflow crowd squeezed in to say one last goodbye, Mr. Armstrong shifted the credit from himself to the citizenry. "I've always said, it's not what I've done, but what the community has done," he said, "and without all of you, none of this could have ever been accomplished."





>> Regional Transportation Mitigation Fee Annual Report

The Regional Transportation Mitigation Impact Fee (RTMF) was mandated in the Fresno County Transportation Authority's Measure C Extension Expenditure Plan and approved by the voters in November 2006 to help fund specific infrastructure improvement projects and are compliant pursuant to State of California Mitigation Impact Fee Act.

Development:

Single-Family Dwelling	\$2,147,744.00
Single-Family Dwelling (Affordable)	\$39,311.00
Multi-Family Dwelling	\$81,163.00
Multi-Family Dwelling (Affordable)	\$39,100.00
Non-Profit Education	\$0.00
Government	\$0.00
Commercial/Retail	\$395,747.66
Commercial/Office/Service	\$319,785.90
Light Industrial	\$60,077.44
Heavy Industrial	\$68,768.70
Other Non-Residential	\$1,827.00

Amount of Fee:

Fees Collected FY 2015/2016

\$3,153,524.70

Adjustment to FY 12/13 Granville Refund	-\$3,454.00
Adjustment to FY 13/14 Granville Refund	-\$96,712.00
Adjustment to FY 14/15 Granville Refund	-\$64,276.00
Adjustment to FY 15/16 Granville Refund	-\$3,763.00
Developer Fee Interest	\$5,796.80

Total of Transfers for FY 2015/2016

\$2,991,116.50

FY 2015/2016 Receipt and Use:

Beginning Balance as of 6/30/2015 includes Interest Earned	-\$49,115,750.29
Total of Transfers for FY 15/16	\$2,991,116.50
Interest Earnings for FY 15/16	\$99,559.87

Total Available

-\$46,025,073.92

Total Legal Related Expenditures for FY 15/16	\$15,824.63
Total Interest Expenditures for Measure C / RTMF Loan	\$494,962.00
Total Project Related Expenditures for FY 15/16 (\$2,766,968 (Loan from Ext.) + \$2,843,252 (Loan From Old Meas.) + \$83,499 (RTMF) = \$5,693,719)	\$5,693,719.00


Ending Fund Balance

-\$52,229,579.55

Description Of Projects

RTMF funding expended on the projects listed below were approved in the Measure C Extension Expenditure Plan in November 2006 and the Regional Transportation Program which is updated bi-annually.

Measure C Project	Project Name, Location and Description of Expenditures	Amount Expended in FY 15/16
Urban Tier 1 N1	Veterans Blvd. - SR-99 Interchange - Design and Right of Way Acquisition Associated with Connection Improvement and Grade Separation at UPRR/Golden State	\$1,851,864.00
Urban Tier 1 C	SR-180 / 41 / 168 - Braided Ramps Landscaping Design	\$1,634,003.00
Urban Tier 1 B2	SR-180W Frontage Road - Right of Way associated with Construction of a Frontage Road, Realign Ronquo Boulevard and Install Traffic Signals	-\$1,461.60
Rural Tier 1 C	SR-180 East - Academy to Smith - Right of Way and Construction Associated with Widening of SR-180 East from Academy to Smith to a 4-Lane Expressway on 4-Lane Right of Way	\$155,847.00
Rural Tier 1 D	SR-180 East - Smith to Frankwood - Right of Way Associated with Widening of SR-180 East from Smith to Frankwood to a 4-Lane Expressway on 4-Lane Right of Way	\$2,053,466.00



> Park & Ride

In order to promote the beneficial activity of carpooling, Caltrans and Measure C have collaborated to build Park & Ride lots throughout Fresno County.

Park & Ride lots are parking facilities specifically built to give carpoolers a secure, well-lit place to meet and store vehicles during the workday. If you are interested in establishing a carpool, the following Park & Ride locations are a good starting point. For assistance or answers to any carpool related question, call Valley Rides at 441-RIDE or visit www.ValleyRides.com.

Prather - State Route 168 near Lodge Road

Coalinga - Near the intersection of State Route 198 and State Route 33

Auberry - Near the intersection of State Route 168 and Auberry Road

Clovis - Northwest quadrant of State Route 168 and Temperance Avenue

Fresno - Southwest quadrant of State Route 180 and Fowler Avenue

Sanger - Near the intersection of State Route 180 and McCall Avenue



> Oversight to Prevent Overreach

With the passage of Measure C Extension 2007-2027, a 13-member Citizens' Oversight Committee was created as a watchdog group to keep the public informed and to ensure that Measure C funding program revenues and expenditures are spent as promised.

The Fresno Council of Governments is responsible for providing staff to support the Committee and for providing technical and administrative assistance to support and publicize the Committee's activities—with the staff assignment subject to approval of the Committee. The Committee may receive, review, and recommend actions or revisions to plans, programs, audits, or projects within the scope of its purpose. Responsibilities also include the annual review of sales tax receipt spending.

>> Urban & Rural

Regional Program Contracts

The Measure C Extension Regional Transportation Program is funded through four major sources: Measure C Original 1986-2007 Revenue, Measure C Extension 2007-2027 Revenue, Regional Transportation Mitigation Fees (RTMF), and a portion (75%) of State Transportation Improvement Program (STIP) funds. Because there are strict spending restrictions on most of the Regional Program's projects, and because many cannot begin until certain conditions are satisfied, the Authority Board prioritized the list of projects and determined which would go first.

In order to prioritize the Regional Transportation Program list of projects, the twenty-year program was broken into two distinct time-related subcategories: Short-Term and Long-Term. The Short-Term period *primarily* uses Measure C Extension 2007-2027 funding and will allow some street and highway projects to quickly

move forward during the first ten years of the Program. The projects listed in this Short-Term period are generally high-priority projects that are "shovel ready" and can move forward while the remaining planning is completed and the other funding sources become available. As we get closer to the end of the Short-Term Regional Transportation Program more projects will be funded with Measure C Extension, Measure C Extension RTMF funds, and the remaining Original Measure funds.

Since the beginning of the Measure C Extension Program in 2007 the Authority Board has approved and funded the following Regional Transportation Program projects, totaling **\$197.734 million in Rural funds and \$109.397 million in Urban funds** (some projects are funded with a mix of Original Measure, Extension and/or Extension RTMF funds).



1. County of Fresno

- a. Rural Project E – Friant Rd. (Copper to Millerton Rd.) \$4.12M *
- b. Rural Project I – Mountain View (Bethel to Tulare Co. Line) \$23.5M
- c. Original Measure Rural Project – Academy Ave. North & South (SR-168 to SR-180 and SR-180 to SR-99) \$57.43M *

2. City of Clovis

- a. Urban Project D1 – Willow Ave. (Shepherd to Copper River Dr.) \$7.125M
- b. Urban Project D2 – Willow Ave. (Teague to Shepherd Ave.) \$310,000 *
- c. Urban Project D3 – Willow Ave. (Alluvial Ave. Improvements) \$570,000 *
- d. Urban Project E1 – Temperance Ave. (Ent. Canal – Nees Ave.) \$1.935M *
- e. Urban Project E2 – Temperance Ave. (Sierra Ave.) \$1.493M
- f. Urban Project E3 – Temperance Ave./Shepherd Ave. Intersection \$215,000
- g. Urban Project K1 – Herndon Ave. (Willow to Clovis Ave.) \$641,100 *
- h. Urban Project K2 – Herndon Ave. (Clovis to Fowler Ave.) \$1.641M *
- i. Urban Project K3 – Herndon Ave. (Temperance to DeWolf) \$4.423M
- j. Urban Project L1 – Shaw Ave. (Locan to DeWolf Ave.) \$2.24M
- k. Urban Project L2 – Shaw Ave. (DeWolf to McCall Ave.) \$15.627M

3. City of Firebaugh

- a. Original Measure Rural Project – SR-33 (8th – 15th St. Improvements) \$2M

4. City of Fresno

- a. Urban Project B2 – SR-180 West Frontage Road (Marks Ave. to Hughes/West Connector) \$5.31M (\$2.55M Extension; \$2.76M Extension RTMF)
- b. Urban Project D2A – Willow/Shepherd Ave. Intersection Imp. \$353,000 *
- c. Urban Project D4A – Willow Ave. (Teague to Shepherd Ave.) \$289,000 *
- d. Urban Project D4B – Willow Ave. (Shepherd to Behymer Ave.) \$2.858M *
- e. Urban Project D5A – Willow Ave. (Decatur to Shepherd Ave.) \$1.341M
- f. Urban Project D8 – Willow Ave. (Barstow to Escalon Ave.) \$1.402M *
- g. Urban Project G – Monterey Street Bridge \$1.60M *
- h. Urban Project H1 – California Ave. Widening (West to Fruit Ave.) \$2.20M *
- i. Urban Project I2A – Peach Ave. Traffic Signal (at Church Ave.) \$250,000 *
- j. Urban Project I2B – Peach Ave. Widening (Jensen to Butler Ave.) \$388,000

- k. Urban Project I3 – Peach Ave. Widening (SR-180 to Butler Ave.) \$7.525M *
- l. Urban Project K5A – Herndon Ave. Widening (Brawley to Valentine Ave.) \$1.166M
- m. Urban Project K5B – Herndon Ave. Widening (Blythe to Brawley Ave. (Eastbound)) \$1.118M *
- n. Urban Project K5C – Herndon Ave. Widening (Blythe to Brawley Ave. (Westbound)) \$26,000
- o. Urban Project K6 – Herndon Ave. Widening (Valentine to Marks Ave.) \$807,000 *
- p. Urban Project K7 – Herndon Ave. (SR-99 to Weber Ave.) \$996,000 *
- q. Urban Project K11 – Herndon Ave. (Polk to Milburn Ave.) \$1.487M
- r. Urban Project N1 – Veterans Blvd./SR-99 Interchange and Grade Sep. \$29.56M

5. City of Mendota

- a. Original Measure Rural Project – SR-33 (Bass/Belmont Intersection) \$4M

6. City of Parlier

- a. Rural Project J – Academy Ave. (Manning Ave. to Industrial Park) \$3.536M *

7. City of Sanger

- a. Original Measure Rural Project – Academy Ave. (11th to North Ave.) \$5.435M

8. Council of Governments

- a. Rural Project F – Golden State Corridor (American to Tulare Co. Line) \$4.63M

9. Caltrans

- a. Rural Project A – SR-180 East (Yuba to James Rd.) Passing Lane \$5.313M
- b. Rural Project B – SR-180 East (Temperance to Academy Ave.) \$14.26M (\$13.76M Extension RTMF; \$500,000 Original Measure) *
- c. Urban Project B3 – SR180 Wset Landscaping \$550,000
- d. Rural Project C – SR-180 East (Academy to Smith Ave.) \$19.23M Extension RTMF
- e. Urban Project C – Braided Ramp Project (SR-41/168/180) \$11.65M (\$2M Original Measure; \$9.65M Extension RTMF) *
- f. Rural Project D – SR-180 East (Trimmer Springs to Frankwood Ave.) \$53.024M (\$4M Original Measure; \$10.735M Extension & \$38.289M Extension RTMF)
- g. Urban Project G – SR-269 Bridge @ SR-198 \$1.2M Original Measure
- h. Urban Project J – SR-41 (Tulare to “O” St.) \$2.025M
- i. Urban Project M – SR-99 (Cedar/North Interchange) \$265,000

* Project Completed



CITIZENS' OVERSIGHT COMMITTEE

Annual Report for Fiscal Year 2015-2016

PURPOSE AND COMPOSITION

As approved by voters, Measure C Extension allocates the proceeds of its half-cent sales tax to a range of transportation programs. But can Fresno County residents be assured that their taxes are really spent as the measure stipulates? Yes!

The measure requires that a committee of thirteen Fresno County voters annually evaluate the expenditures -- actual and planned -- of the agencies that receive Measure C funding. This "Citizen Oversight Committee" represents the general population of the county as follows:

- One member from each of the five supervisorial districts
- One member from the Fresno-Clovis metropolitan area
- Seven members who represent community organizations

The Fresno Council of Governments (Fresno COG) appoints committee members to four-year terms. No member may serve more than eight years. The terms are staggered to ensure the presence of experienced, knowledgeable people on the committee.

The public is welcome to attend all meetings. These are held from 5:00-7:00 pm on the second Thursday of each month in which the committee meets (generally six months of the year).

Committee meeting times, dates, agendas, and minutes may be found at: <http://agendas.fresnocog.org/agenda/search/0/2>

ACTIONS FISCAL YEAR 2015-2016

The Citizen Oversight Committee (COC) met six times during fiscal year 2015-2016 to carry out the following:

- Accept the Measure C Extension's operating budget for 2015-2016
- Accept the Measure C Regional Transportation Mitigation Fee budget for 2015-2016
- Review actual expenditures made by

agencies receiving Measure C Extension funds

- Evaluate projects proposed by the agencies receiving Measure C Extension Funds
- Recommend action on unanticipated items in which voters have a vested interest
- Receive informational updates
- Monitor investment of Measure C Extension funds

MEASURE C EXTENSION OPERATING BUDGET 2015-2016

Every spring, the Department of Finance (State of California) estimates the proceeds of the Measure C Extension sales tax. Together with investment interest, the estimated proceeds define the Measure C Extension fiscal year operating budget.

For the 2015-2016 fiscal year, the Department of Finance estimated total proceeds at \$69,333,288.00. To this was added \$1,250,000 in interest for a total operating budget of \$70,583,288.00. The Fresno County Transportation Authority prepared an operating budget based on this total.

The COC accepted the 2015-2016 operating budget in August 2015.

REGIONAL TRANSPORTATION MITIGATION FEE OPERATING BUDGET 2015-2016

The Regional Transportation Mitigation Fee (RTMF) is part of the Measure C Extension. It requires new development to pay its fair share for State Highway improvements. A given fee is based on the impacts of traffic that a new development will generate.

For 2015-2016, the fees total \$46,989,920. The total includes the following:

- Uncommitted RTMF Fund Balance
- Estimated RTMF Fee Revenue
- Estimated RTMF Interest Revenue
- Measure C RTMF Loan Program

The COC reviewed and accepted the 2015-2016 RTMF budget.

MEASURE C FINANCE AND AUDITS

M. Green and Company LLP, the certified public accounting firm retained by the FCTA to perform the Fiscal Year 2014-15 & revised Fiscal Year's 2012-13 & 2013-14 audit of the FCTA's finances, completed its analysis and submitted a final report. In summary, the firm found no material weakness concerning control over financial reporting and no instances of noncompliance with laws, regulations, contracts or grant agreements.

The audit for Fiscal Year 2014-15 for expenditures by the eighteen Fresno County agencies that receive Measure C Extension "pass through" funding is pending. These agencies are:

- 15 cities
- County of Fresno
- Fresno Council of Governments
- Fresno County Rural Transit Agency

Agency expenditures were made under the aegis of the Regional Public Transit Program, the Local Transportation Program, the Regional Transportation Program, and the Administrative/Planning Program.

Agencies may accumulate Measure C funding over a five-year period for projects that may cost more than a single year of funding.

The COC will review the audits as they are available.

REVIEW OF ACTUAL EXPENDITURES

The eighteen agencies that receive Measure C funding submitted reports on the actual Measure C expenditures they made in fiscal year 2014-15.

The COC reviewed the expenditure reports to ensure consistency with the Measure C Extension Expenditure Plan. This plan is available at:

<http://www.fresnocog.org/measure-c>.

REVIEW OF PROPOSED PROJECTS

To evaluate proposed projects, the COC refers to the prescriptions of the Strategic Implementation Plan (SIP). The Implementation Plan is available at <http://www.fresnocog.org/measure-c>.

Any questionable item is referred back to the proposing agency for further explanation or justification. If a project does not completely follow the intent of the Measure C Extension, the committee may recommend rejection of all or part of the project. Often, projects are approved by a majority of the COC members but may be passed on to the next approving level with comments or recommendations.

Local Agency Budget Forms were submitted by all 18 agencies that receive Measure C funding. These budgets delineated the agencies' planned expenditures (proposed projects) for fiscal year 2015-2016.

The COC reviewed all eighteen budgets, referring some to the FCTA for minor corrections. The COC approved the eighteen budgets as corrected.

Changes made to the forms by Fresno COG staff made budgeting easier for the agencies and allowed for more timely review. Additional changes have been suggested for the coming year.

UNANTICIPATED ITEMS AFFECTING MEASURE C EXTENSION

Use of Measure C Extension Reserve Funds

Some of the Measure C Program funds have been accumulating in two reserves that were part of the Measure adopted by voters: Rail Consolidation (placement of the BNSF rail line next to the Union Pacific line through the City of Fresno) and New-Technology Reserve (for advanced transportation projects in Fresno County).

- **Alternative Transportation (Rail-Consolidation Program).** Because rail consolidation was deemed improbable, an amendment to Measure C Extension allowed \$25 million to be used to support high speed rail (HSR).

- Another amendment would have allowed \$750,000 of that \$25 million to be used to secure land for the HSR's heavy maintenance facility; no action had been taken as of the time of this report. Protective limitations would constrain use of the amount proposed for the facility. All unused funds would be returned to the Rail Consolidation reserve fund.
- Additionally, the COC approved a request by the City of Fresno to borrow \$7.3 million from the Rail-Consolidation Reserve Fund for the purpose of constructing the city's Midtown Trail. The city committed to repaying (with interest) the reserve fund from the Measure C trails money it receives every year.
- **New-Technology Reserve Fund.** The Fresno COG formed the New Technology Multi-Agency Advisory Group (New Tech MAG) to review proposals submitted for funding from the New Technology Reserve Fund. The COC appointed one of its members to serve on the New Tech MAG, which eventually recommended that \$7.9 million of a \$10 million total be used for five promising projects.

Use of Measure C Extension Transit Oriented Development Funds for Fulton Mall Renovation

Funds have been committed under the City of Fresno approved Fulton Mall Project. The COC found that all portions of the project cost fall legitimately under specific categories of the Measure C Expenditure Plan.

Update of Measure C Extension Implementation Plan

COC members contributed revisions to the update of the Strategic Implementation Plan (SIP).

INFORMATIONAL UPDATES

From time to time, Fresno COG staff members who assist the COC provide informational updates on Measure C Extension programs. During 2015-16, staff arranged for presentations on taxi scrip

and vanpool efforts. COC members also viewed an updated video about FCTA's efforts to explain Measure C Extension to the public and provide examples of its accomplishments.

INVESTMENT OF MEASURE C EXTENSION RESERVE FUNDS

All unspent Measure C Extension reserve funds have been invested in secure funds that also provide liquidity. The FCTA board reviews the performance of the investments six times per year.

The COC closely follows reports related to the reserve fund investments to ensure early reaction to downturns or other anomalies.

FARSIGHTED FRESNO COUNTY VOTERS

The COC's citizen volunteers strongly support Measure C Extension's guiding principle: "Promises Made, Promises Kept". We are dedicated to serving the residents of Fresno County, and welcome constructive comments, feedback, and questions.

Please use the following information to communicate with the COC:

Fresno Council of Governments
Attn. Brenda Veenendaal, Staff to the COC
2035 Tulare Street, Suite 201
Fresno, CA 93721
559-233-4148, ext. 219
brendav@fresnocog.org
www.fresnocog.org
www.measurec.com

Because Fresno County voters are farsighted enough to support a funding source devoted to transportation, our county's transportation future looks bright.

Please take an interest in that future. It's YOUR future . . . you voted for it!



David Van Pelt, *Chairman*
Measure C Citizens' Oversight Committee



CITIZENS' OVERSIGHT COMMITTEE

2015-2016 Measure C Citizens' Oversight Committee Members

SIX PUBLIC-AT-LARGE APPOINTEES:

David Van Pelt represents the unincorporated rural Area West of State Route 99 (Supervisorial District 1) with a 4-year term which began July 1, 2013. He is currently serving as a planning commissioner for the city of Firebaugh.

Sal Petrucelli represents the Fresno-Clovis Metropolitan Area (Supervisorial District 2) with a 4-year term which began July 1, 2015.

Barry Mast represents the Fresno-Clovis Metropolitan Area (Supervisorial District 3) with a 4-year term which began July 1, 2013. He is a Project Manager for RDT Architecture & Interior Design, Inc.

Murray McManus represents of the Incorporated Cities outside of the Fresno-Clovis Metropolitan Area (Supervisorial District 4) with a 4-year term which began July 1, 2012. He is the owner of Murray Logistics in Fowler, CA.

Lee Delap represents the unincorporated rural area East of State Route 99 (Supervisorial District 5) with a 4-year term which began July 1, 2012. He is retired from Cal Fire where he worked in fire protection and emergency medical issues.

Samuel Molina represents the Fresno-Clovis Metropolitan Area (Supervisorial District 1) with a 4-year term which began July 1, 2015.

SEVEN COMMUNITY ORGANIZATION APPOINTEES:

Kevin Hamilton represents the Central California Asthma Coalition with a 4-year term which began July 1, 2013. He is currently the Chief Program Officer for Clinica Sierra Vista.

Robert Allen represents the Selma District Chamber of Commerce with a 4-year term which began July 1, 2014. He is currently the Chamber Executive Director, President elect of the Selma Rotary and he serves on the Selma Pioneer Village Commission.


Joe Denham represents the Greater Fresno Area Chamber of Commerce with a 4-year term which began July 1, 2015. He is currently Vice President of Denham Resources.

Stephenie Frederick represents the League of Women Voters with a 4-year term which began July 1, 2015. She has an extensive background in transportation economics and voluntarily serves on other Fresno COG committees as well.

Antonio Gastelum represents the American Labor Alliance with a 4-year term which began July 1, 2015. He is currently a consultant with the American Labor Alliance.

Mike Schwan represents the Central California Builders Exchange with a 4-year term which began July 1, 2015. He is currently a Regional Business Manager at RSD – Total Control.

Gilbert Coelho represents the Firebaugh Rotary Club with a 4-year term which began July 1, 2015. He is currently retired, but has served as a school board member, Planning Commission member, and Westhill Oversight Committee in Firebaugh.



2016-2017 Measure C Citizens' Oversight Committee Members

SIX PUBLIC-AT-LARGE APPOINTEES:

David Van Pelt represents the unincorporated rural area west of State Route 99 (Supervisorial District 1) with a 4-year term which began July 1, 2013. He is currently serving as a planning commissioner for the City of Firebaugh.

Sal Petrucelli represents the Fresno-Clovis Metropolitan Area (Supervisorial District 2) with a 4-year term which began July 1, 2015.

Barry Mast represents the Fresno-Clovis Metropolitan Area (Supervisorial District 3) with a 4-year term which began July 1, 2013. He is a project manager for RDT Architecture & Interior Design, Inc.

Destiny Rodriguez represents of the Incorporated Cities outside of the Fresno-Clovis Metropolitan Area (Supervisorial District 4) with a 4-year term which began July 1, 2016. She is currently the Director of Communications and Outreach for the Central California Asthma Collaborative.

Lee Delap represents the unincorporated rural area east of State Route 99 (Supervisorial District 5) with a 4-year term which began July 1, 2012. He is retired from Cal Fire where he worked in fire protection and emergency medical issues.

Samuel Molina represents the Fresno-Clovis Metropolitan Area (Supervisorial District 1) with a 4-year term which began July 1, 2015.

SEVEN COMMUNITY ORGANIZATION APPOINTEES:

Kevin Hamilton represents the Central California Asthma Coalition with a 4-year term which began July 1, 2013. He is currently the Chief Program Officer for Clinica Sierra Vista.

Robert Allen represents the Selma District Chamber of Commerce with a 4-year term which began July 1, 2014. He is currently the Chamber Executive Director, President-elect of the Selma Rotary and he serves on the Selma Pioneer Village Commission.

Joe Denham represents the Greater Fresno Area Chamber of Commerce with a 4-year term which began July 1, 2015. He is currently Vice-President of Denham Resources.

Stephanie Frederick represents the League of Women Voters with a 4-year term which began July 1, 2015. She has an extensive background in transportation economics and voluntarily serves on other Fresno COG committees as well.

Antonio Gastelum represents the American Labor Alliance with a 4-year term which began July 1, 2015. He is currently a consultant with the American Labor Alliance.

Mike Schwan represents the Central California Builders Exchange with a 4-year term which began July 1, 2015. He is currently a regional business manager at RSD – Total Control.

Vacant position currently open to Community Organization applicants.

1. Regional Public Transit Program

FY 2015-16 REVENUE TOTALS
TO DATE WITH INTEREST

2007-27 TOTALS TO
DATE WITH INTEREST

		FY 2015-16 REVENUE TOTALS TO DATE WITH INTEREST	2007-27 TOTALS TO DATE WITH INTEREST
PUBLIC TRANSIT AGENCIES - TOTAL 19.66%		\$13,825,272.92	\$103,105,891.32
Fresno Area Express (FAX)	13.70%	9,634,079.99	71,846,970.34
Clovis Transit	1.97%	1,385,333.63	10,331,213.53
Fresno County Rural Transit Agency (FCRTA)	3.99%	2,805,859.30	20,927,707.46
PUBLIC TRANSPORTATION INFRASTRUCTURE STUDY (PTIS) / TRANSIT CONSOLIDATION - TOTAL 0.29%		\$204,509.31	\$1,529,609.81
Public Transportation Infrastructure Study (PTIS) / Transit Consolidation	0.29%		
ADA / SENIORS / PARATRANSIT - TOTAL 0.79%		\$555,546.08	\$4,148,193.96
Fresno COG	100.00%		
FARMWORKER / CAR / VANPOOLS - TOTAL 1.16%		\$815,738.52	\$6,091,180.40
Farmworker Vanpools	0.58%	407,869.26	3,045,509.63
Car / Vanpools	0.58%	407,869.26	3,045,509.66
NEW TECHNOLOGY RESERVE - TOTAL 2.10%		\$1,587,088.94	\$11,698,272.11
New Technology Reserve	2.10%		

2. Local Transportation Program

		FY 2015-16 REVENUE TOTALS TO DATE WITH INTEREST	2007-27 TOTALS TO DATE WITH INTEREST
LOCAL ALLOCATION - TOTAL 30.60%		\$21,520,199.24	\$160,512,324.64
Street Maintenance - 15.30%		\$10,759,949.80	\$80,254,756.10
Clovis	9.35%	980,901.25	7,033,765.63
Coalinga	1.43%	192,626.19	1,590,108.41
Firebaugh	0.69%	118,460.71	938,882.91
Fowler	0.60%	109,645.42	899,761.90
Fresno	46.86%	4,716,217.70	34,462,166.94
Huron	0.58%	107,972.08	906,962.32
Kerman	1.24%	173,031.89	1,346,150.89
Kingsburg	1.09%	158,352.50	1,252,245.31
Mendota	1.07%	157,276.42	1,224,512.70
Orange Cove	0.82%	131,393.09	1,100,190.83
Parlier	1.28%	177,025.03	1,367,217.88
Reedley	2.23%	272,001.69	2,111,477.03
San Joaquin	0.39%	89,365.95	771,730.82
Sanger	2.21%	269,655.62	2,064,557.63
Selma	2.21%	269,934.55	2,052,734.26
County of Fresno	27.98%	2,836,089.71	21,132,290.65
ADA Compliance - 0.50%		355,296.95	2,650,047.02
Clovis	9.35%	32,340.61	231,870.75
Coalinga	1.43%	6,437.37	53,177.17
Firebaugh	0.69%	3,999.78	31,799.99
Fowler	0.60%	3,710.10	30,503.99
Fresno	46.86%	155,087.66	1,132,213.76
Huron	0.58%	3,655.09	30,750.55
Kerman	1.24%	5,793.02	45,168.43
Kingsburg	1.09%	5,311.06	42,085.36
Mendota	1.07%	5,275.72	41,176.39
Orange Cove	0.82%	4,424.75	37,095.38
Parlier	1.28%	5,924.27	45,859.87
Reedley	2.23%	9,045.78	70,290.31
San Joaquin	0.39%	3,041.76	26,300.78
Sanger	2.21%	8,968.22	68,750.22
Selma	2.21%	8,977.37	68,361.39
County of Fresno	27.98%	93,304.39	694,642.68
Flexible Funding - 14.80%		10,404,952.49	77,607,521.50
Clovis	9.35%	948,560.60	6,801,894.83
Coalinga	1.43%	186,238.92	1,537,476.23
Firebaugh	0.69%	114,473.12	907,176.04
Fowler	0.60%	105,960.62	869,464.84
Fresno	46.86%	4,561,130.07	33,329,956.95
Huron	0.58%	104,326.88	876,295.55
Kerman	1.24%	167,259.70	1,301,162.50
Kingsburg	1.09%	153,106.59	1,210,561.06
Mendota	1.07%	152,035.53	1,183,509.78
Orange Cove	0.82%	126,982.04	1,063,234.42
Parlier	1.28%	171,122.65	1,321,522.72
Reedley	2.23%	262,955.93	2,041,284.10
San Joaquin	0.39%	86,330.35	745,486.25
Sanger	2.21%	260,691.01	1,996,186.03
Selma	2.21%	260,993.05	1,984,661.38
County of Fresno	27.98%	2,742,785.43	20,437,648.83

		FY 2015-16 REVENUE TOTALS TO DATE WITH INTEREST	2007-27 TOTALS TO DATE WITH INTEREST
PEDESTRIAN / TRAILS - TOTAL 3.10%		\$2,179,838.54	\$16,257,881.65
Urban (Clovis & Fresno Spheres of Influence) - 2.15%		1,511,912.43	11,275,624.67
Clovis		236,046.58	1,721,030.49
Fresno		1,176,762.80	8,809,245.86
County of Fresno		99,103.05	745,348.31
Rural - 0.95%		667,926.11	4,982,257.02
Coalinga		<i>Flex</i> 36,305.17	<i>Flex</i> 288,406.76
Firebaugh		<i>Flex</i> 17,086.21	<i>Flex</i> 120,873.14
Fowler		<i>Flex</i> 13,084.27	<i>Flex</i> 93,693.02
Huron		<i>Flex</i> 14,973.22	<i>Flex</i> 117,250.01
Kerman		<i>Flex</i> 31,440.03	<i>Flex</i> 230,106.96
Kingsburg		<i>Flex</i> 25,722.65	<i>Flex</i> 188,282.36
Mendota		<i>Flex</i> 24,624.44	<i>Flex</i> 173,752.13
Orange Cove		<i>Flex</i> 20,554.40	<i>Flex</i> 162,126.12
Parlier		<i>Flex</i> 33,155.47	<i>Flex</i> 234,183.22
Reedley		56,045.19	412,630.67
San Joaquin		<i>Flex</i> 8,875.85	<i>Flex</i> 66,646.99
Sanger		55,219.30	408,516.28
Selma		<i>Flex</i> 52,521.58	<i>Flex</i> 385,812.72
County of Fresno		278,318.33	2,099,976.62
BICYCLE FACILITIES - TOTAL 0.90%		\$632,856.85	\$4,720,334.28
Clovis	9.35%	59,158.64	425,338.92
Coalinga	1.43%	<i>Flex</i> 9,043.76	<i>Flex</i> 73,508.20
Firebaugh	0.69%	<i>Flex</i> 4,346.32	<i>Flex</i> 31,520.66
Fowler	0.60%	<i>Flex</i> 3,786.37	<i>Flex</i> 29,016.05
Fresno	46.86%	296,546.39	2,198,036.02
Huron	0.58%	<i>Flex</i> 3,680.06	<i>Flex</i> 29,493.28
Kerman	1.24%	<i>Flex</i> 7,812.58	<i>Flex</i> 57,825.16
Kingsburg	1.09%	<i>Flex</i> 6,867.51	<i>Flex</i> 51,770.42
Mendota	1.07%	<i>Flex</i> 6,799.21	<i>Flex</i> 49,944.75
Orange Cove	0.82%	<i>Flex</i> 5,167.74	<i>Flex</i> 41,976.73
Parlier	1.28%	<i>Flex</i> 8,066.21	<i>Flex</i> 59,190.31
Reedley	2.23%	14,099.32	107,319.98
San Joaquin	0.39%	<i>Flex</i> 2,498.17	<i>Flex</i> 20,736.08
Sanger	2.21%	13,956.70	104,211.13
Selma	2.21%	<i>Flex</i> 13,967.58	<i>Flex</i> 103,477.38
County of Fresno	27.98%	177,060.29	1,336,969.21

3. Regional Transportation Program			
REGIONAL TRANSPORTATION PROGRAM - TOTAL 30.40%		\$22,182,958.05	\$166,465,825.92
Urban	14.70%	10,715,536.50	80,434,917.53
Rural	14.70%	10,764,204.03	80,786,595.87
Fresno Airports - City of Fresno	1.00%	703,217.52	5,244,312.53

4. Alternative Transportation Program			
ALTERNATIVE TRANSPORTATION PROGRAM - TOTAL 6%		\$4,516,156.09	\$33,191,142.67
Rail Consolidation	6.00%		

5. Environmental Enhancement Program			
ENVIRONMENTAL ENHANCEMENT PROGRAM - TOTAL 3.50%		\$2,531,291.42	\$19,048,192.57
School Bus Replacement	2.30%	1,644,486.41	12,396,495.31
Transit Oriented Infrastructure for In-Fill	1.20%	886,805.00	6,651,697.25

6. Administration / Planning Program			
ADMINISTRATION / PLANNING PROGRAM - TOTAL 1.5 %		\$1,838,924.77	\$13,435,963.04
Fresno County Transportation Authority (FCTA) - Administration	1.00%	732,610.24	5,443,283.26
FCTA - Services and Supplies		754,703.08	5,369,795.82
Fresno COG	0.50%	351,611.45	2,622,883.96

FCTA - Measure C 1/2% Sales Tax Deposit	TOTAL DEPOSIT	\$72,390,380.72	\$540,204,651.27
---	----------------------	------------------------	-------------------------

>> Measure C:

Keeping Fresno County Residents Moving Forward!

Nearly 30 years ago, Fresno County voters affirmed a half-cent sales tax Initiative geared at improving the overall quality of the largest county-maintained road system in California, including all 15 cities located within the County.

For the next two decades, Measure C delivered more than \$1 billion of improvements, providing more than 14,000 jobs, adding more than \$1 billion to the local economy, and helping to build and improve approximately 1,200 miles of state highways and county roadways.

In 2006, largely as a result of the success seen with the original measure, Fresno County residents overwhelmingly

extended Measure C for an additional 20 years. In the years that have followed, money generated by Measure C Extension 2007-2027 has already begun to benefit daily commuters, outdoor enthusiasts, bus riders, and more.

In addition to funding improvements of local roadways by repairing potholes and repaving streets and sidewalks, Measure C Extension 2007-2027 funds a wide expansion of bike lanes and pedestrian trails, ride-share incentive programs, public transit improvements, and other environmental enhancement programs that help reduce emissions in the Central Valley.

In short, Measure C was written and implemented in such a way that all Fresno County residents can benefit!



Vibrant Economy



Clean Air



Leveraging Funds

www.MeasureC.com

Please note: The printing cost for each annual report averages \$0.20; cost per unit varies each year, depending on the quantity ordered.

Measure C Extension 2007-2027



Copper Avenue Bike Trail - Fresno, CA

Fresno County Transportation Authority

2220 Tulare Street, Suite 411
Fresno, CA 93721

TEL (559) 600-FCTA(3282)
FAX (559) 600-1499

www.MeasureC.com



Like us on Facebook

[f/measurecfresnocounty](https://www.facebook.com/measurecfresnocounty)

- > **Regional Public Transit Program - 24%**
Expanding mass transit programs in order to get people out of their cars and improve air quality.
- > **Local Transportation Program - 34.6%**
Maintaining and improving local streets and roads by paving streets and sidewalks, and repairing potholes.
- > **Regional Transportation Program - 30.4%**
Improving freeway interchanges, adding lanes, increasing safety, and improving major commute corridors.
- > **Alternative Transportation Program - 6%**
Consolidating county rail lines.
- > **Environmental Enhancement Program - 3.5%**
Improving air quality and the environment through the School Bus Replacement Program and the Transit Oriented Infrastructure for In-Fill Development Program.
- > **Administration/Planning Program - 1.5%**
Administering the programs provided to the FCTA and Fresno COG.

