

# MEASURE C EXTENSION 2007-2027



2 0 1 2 - 2 0 1 3 A N N U A L R E P O R T

**REGIONAL PUBLIC TRANSIT PROGRAM - 24%**

Expanding mass transit programs in order to get people out of their cars and improve air quality.

**LOCAL TRANSPORTATION PROGRAM - 34.6%**

Maintaining and improving local streets and roads by paving streets and sidewalks, and repairing potholes.

**REGIONAL TRANSPORTATION PROGRAM - 30.4%**

Improving freeway interchanges, adding additional lanes, increasing safety, and improving major commute corridors.

**ALTERNATIVE TRANSPORTATION PROGRAM - 6%**

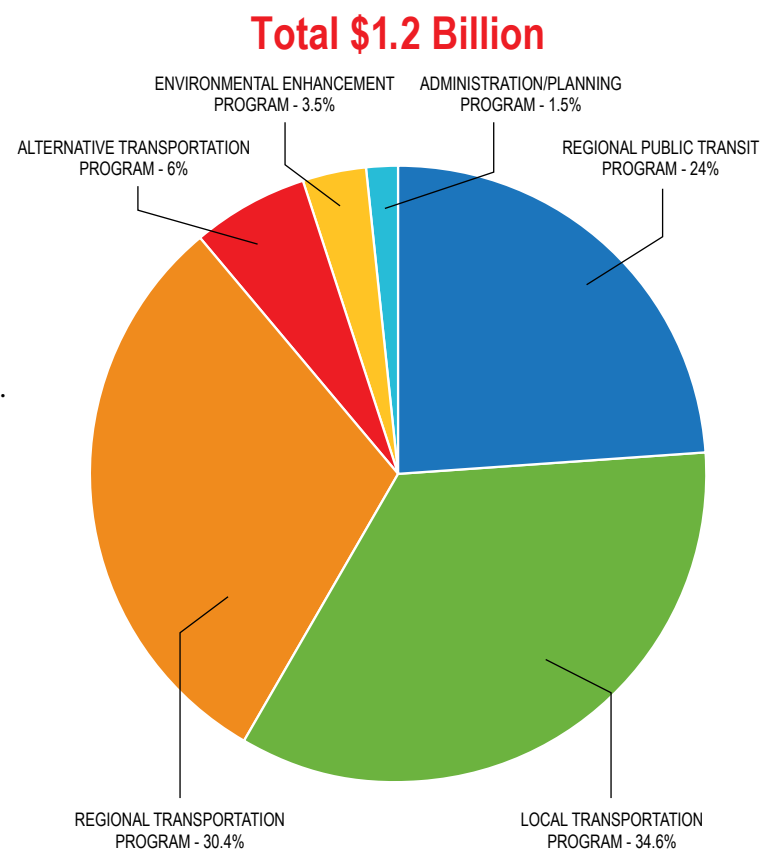
Consolidating county rail lines.

**ENVIRONMENTAL ENHANCEMENT PROGRAM - 3.5%**

Improving air quality and the environment through the School Bus Replacement Program and the Transit Oriented Infrastructure for In-Fill Development Program.

**ADMINISTRATION/PLANNING PROGRAM - 1.5%**

Administering the programs provided to the FCTA and Fresno COG.



# BUILDING

THE FUTURE OF FRESNO COUNTY





# HELPING FRESNO COUNTY MOVE FORWARD

More than a quarter of a century ago, Fresno County voters passed Measure C, a half-cent sales tax with a goal of improving the overall quality of Fresno County's transportation system, including all 15 cities within the County.

In its first 20 years, Measure C delivered more than \$1 billion of improvements to state highways and county roadways, helping to build additional lanes and upgrade freeways for enhanced regional transportation.

As a result of the successful original measure, Fresno County residents voted in November of 2006 to extend Measure C for an additional 20 years. It is widely expected that dollars from Measure C Extension 2007-2027 will benefit not only the daily commuter, but all residents of Fresno County.

In addition to funding improvements of local roadways by repairing potholes and paving streets and sidewalks, Measure C Extension 2007-2027 has already begun to fund ride-share incentive programs and environmental enhancement programs that lessen the impact of emissions in the Central Valley.

## TABLE OF CONTENTS

The Carpool Program Gets Smart .....	3
A Larger Pool of Workers .....	3
Advocating for Us All .....	4
Taxi Fares Discounted 75% .....	4
Park & Ride .....	5
Checks & Balances .....	5
Mitigation Fees: Paying For Impact .....	6
Urban & Rural Regional Program Contracts .....	7
The TOD Program - Helping Create Better Communities ..	8
Kings Canyon Expressway Project .....	8
Citizens' Oversight Committee .....	9-12
Fiscal Year 2011/2012 Revenues .....	13-14

Please note: The printing cost for each annual report averages \$0.20; cost per unit varies each year, depending on the quantity ordered.



www.MeasureC.com

# For Fresno County Students, Safety is the Name of the Game

For the past 15 years, Measure C and CalTrans have sponsored an educational safety outreach program designed to teach Valley children about the inherent dangers of construction zones. The "Don't Take a Chance" program, offered to all Fresno County school sites, teaches construction-site safety in an entertaining, yet informational way by incorporating giveaways, videos, and a coloring contest to help make the message more memorable.




Along with select other activities, the following are staples in the program:

- Safety Fair**  
 CalTrans and construction contractors provide equipment and representatives at school sites, allowing the students to get a firsthand look at the size of the equipment
- Remote Control "NASCAR"**  
 CalTrans safety crews set up a race track on the school site for the remote control car races to demonstrate why motorists are asked to "Slow for the Cone Zone"

- Poster Coloring Contest**  
 Prizes are awarded to winning grade level entries
- Safety Assembly**  
 Student body watches "Don't Take A Chance" video and/or performs their own safety sketch
- Classroom Presentation**  
 Teachers or Measure C representatives lead class discussion with a safety talk, Q&A, and packets, including: coloring poster, pencil bag, crayons, pencils, and safety stickers

Thousands of students from all around Fresno County have participated in the program and have learned that to help ensure their safety, they need to avoid going into places where construction work is taking place – even when the workers are gone.



## BOARD MEMBERS

**Harry Armstrong**, Chairman  
 Council Member  
 City of Clovis

**Judy Case**, Vice Chairman  
 Rural Supervisor - District 4  
 County of Fresno

**Andreas Borgeas**  
 Urban Supervisor - District 2  
 County of Fresno

**Ashley Swearingin**  
 Mayor  
 City of Fresno

**Steve Brandau**  
 Council Member  
 City of Fresno

**David Cardenas**  
 Mayor  
 East-Side City Representative  
 City of Fowler

**Amarpreet Dhaliwal**  
 Mayor  
 West-Side City Representative  
 City of San Joaquin

**Joe Levy**  
 Urban Public Member-at-Large

**John Clements**  
 Rural Public Member-at-Large

## STAFF

**Ron Peterson**  
 Executive Director

**Sherri Martin**  
 Contracts Administrator

**Diana Sedigh-Darbandi**  
 Program Manager

**Rose Willems**  
 Advocate



## FRESNO COUNTY TRANSPORTATION AUTHORITY

2220 Tulare Street, Suite 411, Fresno, CA 93721  
 TEL (559) 600-FCTA(3282) • FAX (559) 600-1499

www.MeasureC.com

Like us on Facebook /measurecfresnocounty





## THE CARPOOL PROGRAM GETS SMART

The Measure C Carpool Program is part of the Regional Public Transit Program and was developed to provide ridesharing incentives to commuters. The program provides commuters with an opportunity to win a monthly cash prize for carpooling and become eligible for a larger grand prize drawing each year. Commuters register online at [www.Valleyrides.com](http://www.Valleyrides.com) or through a Measure C smartphone application found at [www.CarpoolFresno.com](http://www.CarpoolFresno.com). This new smartphone app is available on all smartphone platforms, remembers your ID, has a home screen commute log button, and features both miles per gallon and gas bill calculators.



iPhone App



Android App

In fiscal year (FY) 2012-2013, the Measure C Commuter Carpool Program had 1,267 participants who submitted a total of 7,970 commute logs.

# Advocating For Us All

As a Measure C ombudsman, the Office of the Advocate is responsible for providing professional services to Fresno County residents, such as resolution of individual property owner's concerns, outreach to community groups, and educational support through local schools. Created in 1993 as a joint venture between the Fresno County Transportation Authority and the Department of Transportation, the Office of the Advocate assists in providing information from the planning stage of a project through completion for both Measure C and state projects within Fresno County.

The Office of the Advocate is located off State Route 168, near McKinley exit, at 4538 East Weldon Avenue. Office hours are 8AM-5PM, Monday through Friday. If these hours are not convenient, an appointment can be made by calling (559) 251-6709.



## A LARGER POOL OF WORKERS

The Measure C Vanpool/Farm Worker Vanpool Program is part of the Regional Public Transit Program and was developed to provide cost-effective ways for commuters to get to their destination safely, while also helping to improve our air quality. The program provides funds for new and existing vanpools to receive subsidies and reimbursements that will assist in offsetting both initial and continuous operating costs. The Vanpool Programs are open to both public and private vanpool providers and riders.

As of September 30, 2012, the Measure C Vanpool Program provided subsidies for 514 individuals in 44 different vans. In FY 2012-2013, the Vanpool Program also provided subsidies for 27 new and 11 existing vanpools, serving a total of more than 266 passengers. As of October 1, 2012, a new process for subsidizing Agricultural Vanpools went into effect where the award switched from a subsidy given to each individual rider, to a subsidy given to the van as a whole. From October 1, 2012 through June 30, 2013, there were 57 Agricultural Vanpools that received subsidies.



## TAXI FARES DISCOUNTED 75%

The Measure C Taxi Program is funded by the Regional Public Transit Program and can be used by senior citizens who are 70 years of age or older and are residents of Fresno County. These Fresno County senior citizens receive a 75% discount on taxi fares by purchasing taxi scrip for 25 cents on the dollar. Senior citizens can obtain an application by contacting Fresno County Transportation Authority or the Fresno Council of Governments office during business hours for an application to be mailed or they are able to download the forms directly by visiting either website [www.MeasureC.com](http://www.MeasureC.com) OR [www.FresnoCOG.org](http://www.FresnoCOG.org). As of June 30, 2013, there were 3,040 registered taxi scrip users and 17 taxi cab companies that accept taxi scrip. In FY 2012-2013, 453 new taxi scrip users were added to the program. During this same time, \$373,121 worth of scrip was purchased and \$322,128 was used by taxi scrip users and paid out to taxi cab companies.





## PARK & RIDE

In order to promote the ecologically, and many times financially, beneficial activity of carpooling, Caltrans and Measure C have collaborated to build Park & Ride lots throughout Fresno County.

Park & Ride lots are parking facilities specially built to give commuters a secure, well lit place to meet and store vehicles during the workday. If you are interested in establishing a carpool, the Park & Ride locations listed below are a good starting point. Some carpoolers decide to meet at informal Park & Ride lots, such as shopping malls where there are a number of vacant spaces. If you choose to do so, it is recommended that you contact the organization that manages the lot in order to get their approval. For assistance or answers to any carpool related question, call Valley Rides at 441-RIDE.

**Prather** - State Route 168 near Lodge Road

**Coalinga** - Near the intersection of State Route 198 and State Route 33

**Auberry** - Near the intersection of State Route 168 and Auberry Road

**Clovis** - Northwest quadrant of State Route 168 and Temperance Avenue

**Fresno** - Southwest quadrant of State Route 180 and Fowler Avenue

**Sanger** - Near the intersection of State Route 180 and McCall Avenue

## CHECKS & BALANCES

With the passage of Measure C Extension 2007-2027, a 13-member Citizens' Oversight Committee was created essentially as a watchdog group to keep the public informed and to ensure that Measure C funding program revenues and expenditures are spent as promised.

The Fresno Council of Governments (COG) is responsible for providing staff to support the Committee and for providing technical and administrative assistance to support and publicize the Committee's activities — with the staff assignment subject to approval of the Committee.

The Committee may receive, review, and recommend actions or revisions to plans, programs, audits, or projects within the scope of its purpose. Responsibilities also include the annual review of sales tax receipt spending.

# REGIONAL TRANSPORTATION MITIGATION FEE Annual Report

The Regional Transportation Mitigation Impact Fee (RTMF) was mandated in the Fresno County Transportation Authority's Measure C Extension Expenditure Plan and approved by the voters in November 2006 to fund specific infrastructure improvements projects and are compliant pursuant to State of California Mitigation Impact Fee Act. A Joint Powers Authority (JPA) called the Fresno County Transportation Mitigation Fee Agency, which is facilitated through the Fresno Council of Governments (Fresno COG), establishes and collects the fees and transfers those funds to the Transportation Authority on a quarterly basis to fund specific transportation projects outlined in the Measure C Extension Expenditure Plan.

Development:	Amount of Fee:
Single-Family Dwelling	\$1,680,064.00
Single-Family Dwelling (Affordable)	\$10,356.00
Multi-Family Dwelling	\$136,441.00
Multi-Family Dwelling (Affordable)	\$0.00
Non-Profit Education	\$0.00
Government	\$0.00
Commercial/Retail	\$1,065,929.92
Commercial/Office/Service	\$187,611.90
Light Industrial	\$66,809.05
Heavy Industrial	\$33,934.50
Other Non-Residential	\$6,408.36
<b>TOTAL:</b>	<b>\$3,187,554.73</b>
<b>FY 2012/2013 Receipt &amp; Use:</b>	
Beginning Balance	\$3,656,258.50
Fees Collected 2012/2013	\$3,187,554.73
Interest	\$0.00
<b>Total Available</b>	<b>\$6,843,813.23</b>
Total Expenditures for FY12/13	-\$600,000.00
<b>Ending Fund Balance</b>	<b>\$6,243,813.23</b>

### DESCRIPTION OF PROJECTS

RTMF funding expended on the projects listed below were approved in the Measure C Extension Expenditure Plan in November 2006 and the Regional Transportation Program which is updated bi-annually.

MEASURE C PROJECT	Project Name, Location and Description of Expenditures	Amount Expended in FY12/13
Rural Tier 1 C	Route 180E - Academy to Trimmer Springs - PS&E Design Services associated with widening of the expressway to 4 lanes.	\$600,000.00





# Urban & Rural Regional Program Contracts

The Measure C Extension Regional Transportation Program is funded through four major sources: Measure C Original 1986-2007 Revenue, Measure C Extension 2007-2027 Revenue, Regional Transportation Mitigation Fees (RTMF), and a portion (75%) of State Transportation Improvement Program (STIP) funds. Because there are strict spending restrictions on most of the Regional Program's projects, and because many cannot begin until certain conditions are satisfied, the Authority Board prioritized the list of projects and determined which would go first.

In order to prioritize the Regional Transportation Program list of projects, the twenty-year program was broken into two distinct time-related sub-categories: Short-Term and Long-Term. The Short-Term period primarily uses Measure C Extension 2007-2027 funding and will allow some street and highway projects to quickly move forward during the first ten years of the Program. The projects listed in this Short Term Plan are generally high priority projects that are "shovel ready" and can move forward while the remaining planning is completed and the other funding sources are available. As we get closer to the end of the Short Term Regional Transportation Program more projects will be funded with Measure C Extension, Measure C Extension RTMF funds and the remaining Original Measure funds.

Since the beginning of the Measure C Extension Program in 2007 the Authority Board has approved and funded the following Regional Transportation Program projects, totaling \$97.543 million in Rural funds and \$70.045 million in Urban funds (some projects are funded with a mix of Original Measure, Extension and or Extension RTMF funds).

## 1. County of Fresno

- a. **Friant Rd.** - Copper to Millerton Rd. (*Rural Project E*) \$4.12M\*
- b. **Mountain View Ave.** - Bethel to Tulare County Line (*Rural Project I*) \$5.85M
- c. **Academy Ave.** - Manning to SR 180 (*Original Measure Rural Project*) \$17.8M\*

## 2. City of Clovis

- a. **Willow Ave.** - Teague to Shepherd Ave. (*Urban Project D2*) \$310,000\*
- b. **Willow Ave.** - Alluvial Ave. Improvements (*Urban Project D3*) \$570,000\*
- c. **Temperance Ave.** - Ent. Canal at Nees Ave. (*Urban Project E1*) \$1.435M
- d. **Temperance Ave.** - Sierra Ave. (*Urban Project E2*) \$1.493M
- e. **Herndon Ave.** - Willow to Clovis Ave. (*Urban Project K1*) \$641,100\*
- f. **Herndon Ave.** - Clovis to Fowler Ave. (*Urban Project K2*) \$1.226M
- g. **Herndon Ave.** - Temperance to Locan Ave. (*Urban Project K3*) \$9.922M
- h. **Shaw Ave.** - Locan to DeWolf Ave. (*Urban Project L1*) \$464,000

## 3. City of Firebaugh

- a. **SR33** - 8th to 15th St. Improvements (*Original Measure Rural Project*) \$2M

## 4. City of Fresno

- a. **Route 180 West Frontage Road** - Marks Ave. to Hughes/West Connector (*Urban Project B2*) \$5.306M
- b. **Willow/Shepherd Intersection Imp.** (*Urban Project D2A*) \$353,000\*
- c. **Willow Ave.** - Teague to Shepherd Ave. (*Urban Project D4A*) \$289,000\*
- d. **Willow Ave.** - Shepherd to Behymer Ave. (*Urban Project D4B*) \$2.858M
- e. **Willow Ave.** - Decatur to Shepherd Ave. (*Urban Project D5A*) \$1.341M
- f. **Willow Ave.** - Barstow to Escalon Ave. (*Urban Project D8*) \$1.402M
- g. **Monterey Street Bridge** (*Urban Project G*) \$1.60M
- h. **California Ave. Widening** - West to Fruit Ave. (*Urban Project H1*) \$2.20M\*
- i. **Peach Ave. Traffic Signal at Church** (*Urban Project I2A*) \$250,000
- j. **Peach Ave. Widening** - Jensen to Butler Ave. (*Urban Project I2B*) \$388,000
- k. **Peach Ave. Widening** - SR180 to Butler Ave. (*Urban Project I3*) \$7.525M
- l. **Herndon Ave. Widening** - Brawley to Valentine Ave. (*Urban Project K5A*) \$1.166M
- m. **Herndon Ave. Widening** - Blythe to Brawley Ave. (*Urban Project K5B*) \$1.118M
- n. **Herndon Ave. Widening** - Valentine to Marks Ave. (*Urban Project K6*) \$807,000
- o. **Herndon Ave.** - SR99 to Weber Ave. (*Urban Project K7*) \$996,000
- p. **Herndon Ave.** - Polk to Milburn Ave. (*Urban Project K11*) \$250,000
- q. **Veterans Blvd./SR99 Interchange and Grade Sep.** (*Urban Project N1*) \$26.135M (\$10.636 is Extension; \$1.572 is Extension RTMF; \$13.927 is Original Measure)

## 5. City of Mendota

- a. **SR33** - Bass/Belmont Intersection (*Original Measure Rural Project*) \$4M

## 6. City of Parlier

- a. **Academy Ave.** - Manning Ave.-Industrial Park (*Rural Project J*) \$3.536M\*

## 7. Council of Governments

- a. **Golden State Corridor** - American Ave. to Tulare Co. Line (*Rural Project G*) \$580,000 for Design

## 8. Caltrans

- a. **Braided Ramp Project** - SR41/168/180 (*Urban Project C*) \$5.913M
- b. **SR180 East** - Yuba to James Rd. (Passing Lane) (*Rural Project A*) \$2.313M
- c. **SR180 East** - Academy to Trimmer Springs Rd. (*Rural Project C*) \$21.931M
- d. **SR180 East** - Trimmer Springs to Frankwood Ave. (*Rural Project D*) \$29.5M (\$10.00 is Original; \$16.631 is Extension \$2.869 is Extension RTMF funds)

\* Project Completed

# The TOD Program

## HELPING CREATE BETTER COMMUNITIES

The Measure C Extension Transit Oriented for In-Fill Development (TOD) Program was created in the 2006 Measure C Extension Plan, approved by the voters in November 2006. The goals of the Measure C Transit Oriented Infrastructure for In-Fill allocation are to support community-based transit projects that:

- Are developed through an inclusive planning process with broad private-public partnerships and outreach;
- Improve the range of transportation choices by supporting transit facilities and improving links between facilities and activity nodes; and
- Support well-designed, high-density housing and mixed uses near transit.

The City of Fresno has been awarded funding for Downtown capital projects and transit-oriented housing development incentives through the Measure C Transit Oriented for In-Fill Development Program.

This TOD funding enabled the City in 2012 to create the Downtown Development Incentive Program. This program provides developers of housing and mixed-use projects with a waiver of some or all of the applicable citywide impact fees, which can total up to \$5,181 per housing unit created. To date the City has been awarded \$1.4 million in TOD funding for this program, and has so far awarded five Downtown

development projects with fee waivers totaling \$594,213 which were then back filled or paid with Measure C TOD funds. These projects create a total of 191 new housing units at an average density of 48 units/acre. The first project funded, the lofts at 1612 Fulton, was opened at a ribbon-cutting ceremony on June 7, 2013.

Recently, the City of Fresno has also been awarded funding for four Downtown capital projects which will encourage the development of transit-oriented housing. The largest of these is the Fulton Mall Reconstruction Project, which has been awarded a total of \$1,574,810 for preconstruction design, engineering, and environmental expenses necessary to make the project ready to utilize nearly \$16 million in federal construction dollars awarded through the TIGER program. The other three projects, totaling \$608,930, are located in the Cultural Arts District or Mural District and are in support of housing projects by a local developer. These projects will underground the utilities and reconstruct a block of the Broadway-Fulton alley between a new City park and multifamily housing development, reconstruct another block of the Broadway-Fulton alley in poor condition, and fix the storm drain system at the intersection of L and San Joaquin Streets, in front of an upcoming development project.




## KINGS CANYON EXPRESSWAY PROJECT

Currently, 2.7 miles of construction is underway to replace the existing 2-lane conventional highway with a new 4-lane expressway extending from Quality Avenue to Smith Avenue near the community of Centerville. This new expressway will facilitate improved traffic flow for our daily commuters, agricultural goods movement and tourists visiting the Kings Canyon/Sequoia National Parks.

The Kings Canyon Expressway Project consists of 3-construction segments that will ultimately widen 12-miles of our State Highway System to a 4-lane expressway from Temperance Avenue to Frankwood Avenue. The first segment of construction was completed in September 2011 at a total project cost of \$67.7 million. This phase of construction included funding from the American Response and Recovery Act (ARRA). Segment 2 broke ground in August 2013 and will be completed in Spring 2015 at a total project cost of \$41.6 million; the final segment will be constructed as funding becomes available.





## 2012-2013 Annual Report to the Public

### MEETINGS

The Measure C Extension Citizen Oversight Committee (COC) met six times between July 1, 2012 and June 30, 2013. The meetings were held in the late afternoon and took place in the conference rooms of the Fresno Council of Governments (Fresno COG). Times and dates of the meetings can be located on Fresno COG's website, [www.fresnocog.org](http://www.fresnocog.org). Guests and interested individuals are invited to attend these Committee meetings.

The staff of Fresno COG continues to serve as a resource to the COC for review of planned expenditures for fiscal year (FY) 2012-2013 (July 1, 2012 to June 30, 2013) and actual expenditure reports for FY 2011-2012 (July 1, 2011 to June 30, 2012). Staff provided supporting information and ongoing reports related to transportation planning, funding and implementation of Measure C programs and projects.

### FINANCES & AUDITS

The COC received the Annual Expenditure Reports for FY 2011-2012 from all 15 cities, the County of Fresno, Fresno COG, and transit funds. There were 58 Expenditure Reports totaling \$27,769,830.04 of expenditures from the Regional Public Transit Program, the Local Transportation Program, the Regional Transportation Program and the Administrative/Planning Program. These reports were thoroughly discussed and approved. There was \$27,724,523.38 left in reserve from the current measure accounts as of June 30, 2012.

In addition, a total of 16 out of 18 Local Agency Reports of planned expenditures totaling \$31,803,339.40 for FY 2012-2013 were reviewed. Fifteen reports were approved. Several agencies continue to file late or incomplete reports which were an on-going problem for the committee's staff and the committee's review. In an effort to improve the overall information collection process

some recommendations were made for the form and report process improvements by the COC.

The Fiscal Year 2010-2011 Measure C Extension Local Agency Audit Reports were also reviewed by the COC. Dedekian, George, Small and Markarian, Accountancy Corporation was retained by the Authority to perform the audit of finances on all local agencies receiving Measure C Extension revenue as required in the 2006 Measure C Extension Expenditure Plan. Final audit reports reviewed by the COC indicated no material internal control weaknesses or reportable instances of noncompliance for those local agencies. FY 2011-2012 audits will be reviewed during the FY 2013-2014 after all final accounting and reporting is completed and analyzed.


The FY 2011-2012 Fresno County Transportation Authority Audit Report was also reviewed. Measure C Extension Local Agencies are audited annually, and new auditing firms are selected every three years for FCTA audits and every five years for Local Agency and Fresno Air Terminal audits. The audit firm selection process serves as an additional check and balance for the program.

### BUDGET

The Measure C Extension Operating Budget for Fiscal 2013-2014 was presented to the COC. A positive estimate was received from Department of Finance regarding projection of revenue, bringing the Measure C funding closer to pre-recession levels. Total estimated tax revenue was \$64,069,371.

### SPECIAL PROJECTS

The COC heard from staff and Ron Hughes, Director of CalVans (an agency that facilitates many commuter and farmworker vanpools in California) regarding the Measure C Commuter and Agricultural Vanpool Programs. An effort was



discussed regarding improvements to the subsidies and outreach practices in order to better serve participants and increase participation in both programs. The COC was supportive of CalVans request for \$232,800 to match another grant received to purchase Compressed Natural Gas Vans. The COC also asked that a specific policy be written to address similar requests in the future.

The COC addressed items related to the Transit Oriented Development (TOD) Program at several of its meetings during the year. They requested that the TOD Task Force be reconvened to review the program guidelines prior to a second round call for projects. At a later meeting, the timing for submission of projects was also discussed. COC was informed that the TOD guidelines would remain in place and that there would be a workshop to explain to people what the process will be. COG staff presented applications for the TOD second funding cycle. Five projects were submitted by the City of Fresno, the prime agency qualifying for this program. The projects totaled \$1,532,546. The five applications were discussed, and after consideration four were recommended for funding approval.

Fresno COG staff presented a draft update to the Regional Transportation Program. The update addressed the allocation of an additional \$88.6 million available for the program. This increase was due to revenue increases and project cost savings, including a number of advancements made to various project implementation schedules. The COC voted to recommend the Fresno COG Policy Board approve the update.

A presentation was made to the COC regarding a Litter Clean Up Program on two occasions. The program would have required an Amendment to the Measure C Expenditure Plan. An Amendment is required when an expenditure change is proposed that was not approved by the voters. The proposal


was intended to address the large amounts of litter accumulating on urban freeways and rural state highways in Fresno County. Funding was intended to come from a Measure C change that would have required re-directing funds from the voter approved "Measure C New Technology" fund. Mr. Dennis Manning, a member of the Fresno COG Transportation Technical Committee, addressed the COC expressing his concerns. The concept was initially not supported by COC. However, the Fresno COG Policy Board directed that staff develop a detailed Operational Plan for the Litter Clean Up program prior to their final consideration.

A subsequent meeting on the Litter Clean Up Amendment allowed the COC to review the developed Operational Plan with Exhibits and a Self-Help County Survey. Caltrans has historically held responsibility for maintenance and litter clean-up of the Fresno County freeways and highways. However, previous resources allocated for the litter clean-up task had been greatly diminished, resulting in the request for Measure C resources. Caltrans was present to explain the need for the Measure C program support to the COC as well. After much discussion and consideration the proposal was not supported at the COC level.

COC discussed a need for capturing ideas and thoughts for Measure C future needs so that concepts can be recalled in total at a future date. A logging system was created to record files for future needs.

### MEMBERSHIP

COC members are volunteers servicing the citizens of Fresno County. COC members welcome comments and questions from interested parties and the public. Communications may be addressed and forwarded through the Fresno COG offices.



## 2012-2013 Measure C Citizens' Oversight Committee Members

### SIX PUBLIC-AT-LARGE APPOINTEES:

**Shawn David Carlson** represents the Fresno-Clovis metropolitan area with a 4-year term which began July 1, 2009. He currently owns S.C. Window Installation, a service contracting company that serves the San Joaquin Valley.

**Tony Canales** represents the Fresno-Clovis Metropolitan Area with a 4-year term which began July 1, 2009. He is currently a Marketing/Field Representative with the Northern California Carpenters Regional Council.

**Michael Sigala** represents the Fresno-Clovis Metropolitan Area with a 4-year term which began July 1, 2009. He is currently the owner of Triangle Associates/Sigala, Inc.

**Robert Epperson** represents the unincorporated rural area west of State Route 99 with a 4-year term which began July 1, 2011. He is a farmer in Kerman, California. He retired as a Senior Environmental Planner from Caltrans, and as a Resource Manager and Land Use Planner for the US Bureau of Reclamation.

**Murray McManus** represents the incorporated cities outside of the Fresno-Clovis Metropolitan Area with a 4-year term which began July 1, 2011. He is the owner of Murray Logistics in Fowler, California.

**Lee Delap** represents the unincorporated rural area east of State Route 99. He is retired from Cal Fire where he worked in fire protection and emergency medical issues.

### SEVEN COMMUNITY ORGANIZATION APPOINTEES:

**Nicholas D. Paladino** represents the Fresno Cycling Club with a 4-year term which began July 1, 2011. He was a member of the Measure C Steering Committee.

**Mary Savala** represents the League of Women Voters of Fresno with a 4-year term which began on July 1, 2009. She was a member of the Measure C Steering Committee.

**Thomas Lang** represents Aquarius Aquarium Institute with a 4-year term which began July 1, 2009. He is currently Executive Director of the Aquarius Aquarium Institute.

**Vong Mouanoutoua** represents the Lao Evangelical Church of Fresno with a 4-year term which began July 1, 2009. He is currently the Administrative Manager at Reading and Beyond and also teaches full-time at Fresno State.

**Elizabeth Jonasson** represents the Coalition for Clean Air with a 4-year term which began July 1, 2011. She is currently the Campaign and Outreach Associate for the Coalition for Clean Air.

**Scott Robertson** represents the Selma Chamber of Commerce with a 4-year term which began July 1, 2011. He is currently the President of Robertson Insurance Agency, Inc.

**Vacant:** One Community Organization position was vacant.



## 2013-2014 Measure C Citizens' Oversight Committee Members

### SIX PUBLIC-AT-LARGE APPOINTEES:

**Felix Vaquilar** represents the Fresno-Clovis metropolitan area (Supervisory District 1) with a 4-year term which began July 1, 2013. He is an Engineer for the Fresno Irrigation District.

**Frank Puglia** represents the Fresno-Clovis Metropolitan Area (Supervisory District 2) with a 4-year term which began July 1, 2013. He is retired from the Fresno County Department of Social Services.

**Barry Mast** represents the Fresno-Clovis Metropolitan Area (Supervisory District 3) with a 4-year term which began July 1, 2013. He is a Project Manager for RDT Architecture & Interior Design, Inc.

**David Van Pelt** represents the unincorporated rural area west of State Route 99 (Supervisory District 1) with a 4-year term which began July 1, 2013. He is currently serving as a planning commissioner for the city of Firebaugh.

**Murray McManus** represents the incorporated cities outside of the Fresno-Clovis Metropolitan Area with a 4-year term which began July 1, 2011. He is the owner of Murray Logistics in Fowler, California.

**Lee Delap** represents the unincorporated rural area east of State Route 99 (Supervisory District 5) with a 4-year term which began July 1, 2012. He is retired from Cal Fire where he worked in fire protection and emergency medical issues.

### SEVEN COMMUNITY ORGANIZATION APPOINTEES:

**Nicholas D. Paladino** represents the Fresno Cycling Club with a 4-year term which began July 1, 2011. He was a member of the Measure C Steering Committee.

**Elizabeth Jonasson** represents the Coalition for Clean Air with a 4-year term which began July 1, 2011. She is currently the Campaign and Outreach Associate for the Coalition for Clean Air.

**Mary Savala** represents the League of Women Voters of Fresno with a 4-year term which began on July 1, 2009. She was a member of the Measure C Steering Committee.

**Vong Mouanoutoua** represents the Lao Evangelical Church of Fresno with a 4-year term which began July 1, 2013. He is currently the Administrative Manager at Reading and Beyond and also teaches full-time at Fresno State.

**Kevin Hamilton** represents the Central California Asthma Coalition with a 4-year term which began July 1, 2013. He is currently the Chief Program Officer for Clinica Sierra Vista.

**John Baltierra** represents the Firebaugh Rotary Club with a 4-year term which began July 1, 2013. He is currently Commissioner of the Fresno County Historical Landmarks and Records Advisory Commission.

**Mike Wells** represents Fresno Metro Ministry with a 4-year term which began July 1, 2013. He is currently working in Environmental Health with the agency and serving on the Fresno General Plan Update Citizens' Committee.

**1. REGIONAL PUBLIC TRANSIT PROGRAM**

		FY 2012-13 REVENUE TOTALS TO DATE WITH INTEREST	TOTALS TO DATE WITH INTEREST
<b>PUBLIC TRANSIT AGENCIES - TOTAL 19.66%</b>		<b>\$11,767,776.35</b>	<b>\$63,785,584.94</b>
Fresno Area Express (FAX)	13.70%	8,200,216.99	44,447,134.45
Clovis Transit	1.97%	1,179,145.29	6,391,271.32
Fresno County Rural Transit Agency (FCRTA)	3.99%	2,388,414.07	12,947,179.17
<b>PUBLIC TRANSPORTATION INFRASTRUCTURE STUDY (PTIS) / TRANSIT CONSOLIDATION - TOTAL 0.29%</b>		<b>\$173,943.93</b>	<b>\$947,478.82</b>
Public Transportation Infrastructure Study (PTIS) / Transit Consolidation	0.29%		
<b>ADA / SENIORS / PARATRANSIT - TOTAL 0.79%</b>		<b>\$472,894.01</b>	<b>\$2,568,089.36</b>
Fresno COG	100.00%		
<b>FARMWORKER / CAR / VANPOOLS - TOTAL 1.16%</b>		<b>\$694,376.02</b>	<b>\$3,770,865.67</b>
Farmworker Vanpools	0.58%	347,188.01	1,885,432.83
Car / Vanpools	0.58%	347,188.01	1,885,432.84
<b>NEW TECHNOLOGY RESERVE - TOTAL 2.10%</b>		<b>\$1,313,003.39</b>	<b>\$7,142,077.69</b>
New Technology Reserve	2.10%		

**2. LOCAL TRANSPORTATION PROGRAM**

		FY 2012-13 REVENUE TOTALS TO DATE WITH INTEREST	TOTALS TO DATE WITH INTEREST
<b>LOCAL ALLOCATION - TOTAL 30.60%</b>		<b>\$18,316,364.91</b>	<b>\$99,308,649.32</b>
<b>Street Maintenance - 15.30%</b>		<b>9,157,979.58</b>	<b>49,653,437.36</b>
Clovis	9.13%	812,995.65	4,263,543.89
Coalinga	1.50%	175,146.49	1,030,403.19
Firebaugh	0.71%	109,267.84	592,744.79
Fowler	0.63%	102,387.34	575,323.58
Fresno	46.90%	3,969,141.28	21,103,799.98
Huron	0.60%	99,901.79	591,184.15
Kerman	1.21%	151,445.66	847,960.45
Kingsburg	1.10%	142,360.95	793,353.50
Mendota	1.11%	142,705.56	767,305.10
Orange Cove	0.85%	121,098.43	716,399.62
Parlier	1.31%	159,457.09	855,349.02
Reedley	2.24%	237,170.37	1,329,891.59
San Joaquin	0.39%	82,710.15	494,021.67
Sanger	2.24%	237,523.78	1,309,501.19
Selma	2.19%	233,444.96	1,279,701.57
County of Fresno	27.90%	2,381,222.24	13,102,954.07
<b>ADA Compliance - 0.50%</b>		<b>302,506.63</b>	<b>1,639,365.89</b>
Clovis	9.13%	26,810.39	140,521.53
Coalinga	1.50%	5,860.59	34,463.76
Firebaugh	0.71%	3,696.87	20,104.65
Fowler	0.63%	3,465.67	19,522.19
Fresno	46.90%	130,472.12	692,944.58
Huron	0.60%	3,389.25	20,052.87
Kerman	1.21%	5,082.09	28,476.76
Kingsburg	1.10%	4,783.77	26,684.61
Mendota	1.11%	4,795.11	25,830.61
Orange Cove	0.85%	4,085.45	24,162.78
Parlier	1.31%	5,345.30	28,718.73
Reedley	2.24%	7,897.76	44,285.61
San Joaquin	0.39%	Flex 2,819.58	Flex 16,858.06
Sanger	2.24%	7,909.36	43,617.99
Selma	2.19%	7,775.43	42,638.64
County of Fresno	27.90%	78,317.89	430,482.52
<b>Flexible Funding - 14.80%</b>		<b>8,855,878.70</b>	<b>48,015,846.07</b>
Clovis	9.13%	786,185.27	4,123,022.33
Coalinga	1.50%	169,318.90	996,382.71
Firebaugh	0.71%	105,587.04	572,694.26
Fowler	0.63%	98,947.88	555,917.70
Fresno	46.90%	3,838,669.18	20,410,859.1
Huron	0.60%	96,525.90	571,183.21
Kerman	1.21%	146,388.12	819,596.01
Kingsburg	1.10%	137,627.49	766,880.70
Mendota	1.11%	137,934.86	741,543.18
Orange Cove	0.85%	117,033.01	692,328.29
Parlier	1.31%	154,143.43	826,718.87
Reedley	2.24%	229,325.53	1,285,654.37
San Joaquin	0.39%	79,899.38	477,197.94
Sanger	2.24%	229,667.38	1,266,167.94
Selma	2.19%	225,720.83	1,237,227.34
County of Fresno	27.90%	2,302,904.50	12,672,472.06

	FY 2012-13 REVENUE TOTALS T.D. WITH INTEREST	TOTALS T.D. WITH INTEREST
<b>PEDESTRIAN / TRAILS - TOTAL 3.10%</b>	<b>\$1,855,242.71</b>	<b>\$10,058,425.57</b>
<b>Urban (Clovis &amp; Fresno Spheres of Influence) - 2.15%</b>	<b>1,286,892.78</b>	<b>6,975,662.35</b>
Clovis	196,263.93	1,055,661.63
Fresno	1,005,120.35	5,457,892.26
County of Fresno	85,508.50	462,108.46
<b>Rural - 0.95%</b>	<b>568,349.93</b>	<b>3,082,763.22</b>
Coalinga	Flex 31,941.82	Flex 184,364.12
Firebaugh	Flex 14,803.74	Flex 71,978.53
Fowler	Flex 10,932.82	Flex 56,761.93
Huron	Flex 12,889.17	Flex 74,453.36
Kerman	Flex 26,481.10	Flex 140,370.94
Kingsburg	Flex 21,911.20	Flex 115,057.93
Mendota	Flex 21,210.32	Flex 103,406.91
Orange Cove	Flex 17,700.31	Flex 103,279.01
Parlier	Flex 28,160.15	Flex 140,020.62
Reedley	Flex 46,766.44	Flex 254,280.23
San Joaquin	Flex 7,656.40	Flex 41,270.71
Sanger	Flex 46,796.82	Flex 252,046.11
Selma	Flex 44,990.53	Flex 235,785.93
County of Fresno	236,109.11	1,309,686.89

	FY 2012-13 REVENUE TOTALS T.D. WITH INTEREST	TOTALS T.D. WITH INTEREST
<b>BICYCLE FACILITIES - TOTAL 0.90%</b>	<b>\$538,626.57</b>	<b>\$2,920,481.68</b>
Clovis	9.13%	49,181.55
Coalinga	1.50%	Flex 8,053.90
Firebaugh	0.71%	Flex 3,810.36
Fowler	0.63%	Flex 3,367.09
Fresno	46.90%	252,652.60
Huron	0.60%	Flex 3,206.99
Kerman	1.21%	Flex 6,526.98
Kingsburg	1.10%	Flex 5,941.26
Mendota	1.11%	Flex 5,963.47
Orange Cove	0.85%	Flex 4,571.76
Parlier	1.31%	Flex 7,042.45
Reedley	2.24%	Flex 12,047.99
San Joaquin	0.39%	Flex 2,099.14
Sanger	2.24%	Flex 12,070.74
Selma	2.19%	Flex 11,808.00
County of Fresno	27.90%	150,282.29

**3. REGIONAL TRANSPORTATION PROGRAM**

	FY 2012-13 REVENUE TOTALS T.D. WITH INTEREST	TOTALS T.D. WITH INTEREST
<b>REGIONAL TRANSPORTATION PROGRAM - TOTAL 30.40%</b>	<b>\$18,789,701.28</b>	<b>\$102,677,451.96</b>
Urban	14.70%	9,078,771.27
Rural	14.70%	9,112,374.03
Fresno Airports - City of Fresno	1.00%	598,555.98

**4. ALTERNATIVE TRANSPORTATION PROGRAM**

	FY 2012-13 REVENUE TOTALS T.D. WITH INTEREST	TOTALS T.D. WITH INTEREST
<b>ALTERNATIVE TRANSPORTATION PROGRAM - TOTAL 6%</b>	<b>\$3,729,870.04</b>	<b>\$20,253,459.48</b>
Rail Consolidation	6.00%	

**5. ENVIRONMENTAL ENHANCEMENT PROGRAM**

	FY 2012-13 REVENUE TOTALS T.D. WITH INTEREST	TOTALS T.D. WITH INTEREST
<b>ENVIRONMENTAL ENHANCEMENT PROGRAM - TOTAL 3.50%</b>	<b>\$2,141,060.54</b>	<b>\$11,760,313.57</b>
School Bus Replacement	2.30%	1,390,772.88
Transit Oriented Infrastructure for In-Fill	1.20%	750,287.66

**6. ADMINISTRATION / PLANNING PROGRAM**

	FY 2012-13 REVENUE TOTALS T.D. WITH INTEREST	TOTALS T.D. WITH INTEREST
<b>ADMINISTRATION / PLANNING PROGRAM - TOTAL 1.5 %</b>	<b>\$1,567,310.76</b>	<b>\$8,142,126.35</b>
Fresno County Transportation Authority (FCTA) - Administration	1.00%	613,999.99
FCTA - Services and Supplies		654,010.75
Fresno COG	0.50%	299,300.02

Total Allocation Amount	60,453,330.59	58,866,574.86
Plus Accrued Interest	906,839.94	6,165,142.11
<b>FCTA - Measure C 1/2% Sales Tax Deposit</b>	<b>TOTAL DEPOSIT</b>	<b>\$61,360,170.53</b>
		<b>\$333,335,004.43</b>