



# MOVING FORWARD

2018-2019  
ANNUAL REPORT



HEART OF THE VALLEY  
Memorial Bridge

# MEASURE C

A Greener, Cleaner, Safer, Fresno County

In 1986, the voters of Fresno County approved the original 20-year Measure C program which provided a one-half percent sales tax dedicated to local transportation improvements. The original Measure C program which ended in 2006 provided nearly \$800 million in Fresno County transportation improvements.

In 2006 the voters once again passed Measure C to extend the revenue for another 20 years. This renewed Measure C had a multimodal approach and included substantial funding for:

- **Regional Transportation Improvements**
- **Airport Improvements**
- **Local Transportation Maintenance and Improvements**
- **Public Transit**
- **New Technology & Transit Oriented Development**
- **Trails, Bicycles, and ADA Facilities**
- **Environmental Enhancement Programs**

When complete in 2027, the Measure C Extension will have delivered over \$1.4 billion in multimodal transportation improvements for Fresno County.

A second renewal of Measure C has the potential to raise from \$2.8 billion to \$5 billion, depending on whether it is renewed for 20 or 30 years, Measure C Three (MC3) would continue the region's commitment to cleaning our air, controlling congestion, maintaining our infrastructure, and providing mobility to all Fresno County residents.

The FCTA Board determined that the 2022 election cycle would be the most appropriate for renewal. If successful in 2022, the renewed Measure C would not overlap the existing Measure C, but would rather provide a seamless continuation of the one-half percent revenues dedicated to transportation. FCTA and Fresno Council of Governments staff will begin efforts to draft a "MC3" Expenditure Plan to be presented to the voters as a part of the November 2022 election. To be successful, this process must involve all interested parties and stakeholders, much as was done as a part of the 2006 renewal effort. Stay tuned to the FCTA website and Facebook account to learn more about this effort and how you can participate in the months ahead.







For more information about the New Technology Electric Air Plan Program visit:  
[HTTP://MEASUREC.COM/SUSTAINABLE-AVIATION-PROJECT/](http://measurec.com/sustainable-aviation-project/)

## TABLE OF CONTENTS

FCTA Chairman’s Report	4
FCTA Executive Director’s Report	5
Transit Oriented Development	6-7
Connecting Our Region: One Project at a Time	8-9
It’s Better to Van Together	10
Park, Ride, Go!	10
Rideshare & Save!	10
Advocating for Our Community	11
Oversight to Ensure Accountability	11
Savings for Our Seniors	12
Active Transportation	13
Urban & Rural Regional Program Projects	14-15
The Road Repair and Accountability Act of 2017	16
Regional Transportation Mitigation Fee	17
Citizen Oversight Committee	18-19
Authority Board Members	21
Fiscal Year 2018/2019 Revenues	22-23

### WWW.MEASUREC.COM

Please note: The printing cost for each annual report averages \$0.265; cost per unit varies each year, depending on the quantity ordered.

## BOARD MEMBERS

**Ernest “Buddy” Mendes**, Chairman,  
 Rural Supervisor - District 4  
 County of Fresno

**Lynne Ashbeck**, Vice Chairperson  
 Council Member, City of Clovis

**Lee Brand**,  
 Mayor, City of Fresno

**Steve Brandau**,  
 Urban Supervisor - District 2  
 County of Fresno

**Sal Quintero**, (1/19-6/19)  
 Urban Supervisor - District 3  
 County of Fresno

**Paul Caprioglio**  
 Council Member, City of Fresno

**David Cardenas**  
 Mayor, East-Side City Representative  
 City of Fowler

**Amarpreet Dhaliwal**  
 Mayor - Pro Tem,  
 West-Side City Representative  
 City of San Joaquin

**Paul Sihota**  
 Rural Public Member-at-Large

**Vacant**  
 Urban Public Member-at-Large

## STAFF

**Mike Leonardo**  
 Executive Director

**Denise DiBenedetto**  
 Contracts Administrator

**Diana Sedigh-Darbandi**  
 Program Manager

**Rose Willems**  
 Advocate



**Buddy Mendes,**  
*Chairman, FCTA*

# CHAIRMAN'S REPORT

The Fresno County Transportation Authority is proud to bring you this year's annual report. This is our opportunity to tell you how we have been putting your Measure C dollars to work. As you will see in this report, Measure C invests in a broad spectrum of transportation projects, programs and services throughout Fresno County. A robust transportation system is vital to our region's economy and quality of life and we are committed to continuously improving transportation in Fresno County.

In this issue you will read about how our 15 cities and Fresno County use Measure C funding to improve roads, provide ADA accommodations, support transit, encourage and incentivize car and vanpools, provide active transportation facilities including bike lanes and trails, and improve our state highway system. You'll also read about competitive programs sponsored by Measure C that help foster new and innovative ways of encouraging development that can better rely on transit services.

In last year's report, I mentioned Senate Bill 1, the Road Repair and Accountability Act of 2017. SB 1 provides over \$5 billion per year in much needed transportation dollars, about half of which comes to local agencies in the state. At that time the fate of SB 1 was at risk due to a proposition on the November 2018 ballot to repeal it. This repeal effort was not successful so SB 1 remains in place to help address our critical transportation infrastructure needs.

Fresno County alone is responsible for 3,488 miles of roadway, the highest of any county in California. Without SB 1 and Measure C, trying to maintain that roadway network would be impossible. That same story repeats itself in every city within Fresno County. Each has a road network in need of constant repair and upgrade. SB 1 and Measure C are critical to each and every one of us that call Fresno County home. Is it enough? No. But think about where we'd be without it.

Measure C also supports the three major transit agencies within the County: FAX in the City of Fresno, Clovis Transit, and the Fresno County Rural Transit Agency. With Measure C's help, service has been increased and new clean-air vehicles have been put into service.

Speaking of buses, are you aware that since its inception, Measure C has helped replace 99 aging school buses across the county with modern clean-air vehicles? We have also partnered with some of the school district fleets to put all-electric buses into service. These new buses are not only clean-air vehicles, but they are all equipped with seat belts and air conditioning – two features that make our kids' and grandkids' bus rides safer and a little more comfortable.

These are just a few of the ways FCTA is strategically investing your Measure C dollars to improve our economic vitality and quality of life here in Fresno County.



# DIRECTOR'S REPORT

2018-19 marks 32 years of Measure C's investment in improving transportation in Fresno County; a generation of investment. Roughly half of the County's current population was born after Measure C started in 1986. We have a generation of people who don't remember what transportation was like in Fresno County before Measure C came along.

**Mike Leonardo,**  
Executive Director

## While Measure C does much more than just highways; here are some key facilities that would not have been possible if not for Measure C:

- 37 miles of State Route 180 Freeway
- 12 miles of State Route 168 Freeway/Expressway
- 16.5 miles of State Route 41 Freeway/Expressway south of Fresno
- 13 miles of State Route 33 improvements
- 10 Miles of State Route 43 improvements
- 4.5 miles of State Route 145 improvements
- 15 miles of State Route 198 improvements
- 2 miles of State Route 201 improvements
- 2 miles of State Route 269 all-weather highway
- Herndon Avenue 4 and 6 lane widening
- 4 miles of Willow Avenue improvements
- 23 miles of Academy Avenue improvements
- 20 miles of Manning Avenue improvements
- Mountain View Avenue improvements
- Friant Road 4 lane
- Temperance Ave 4 lane
- Ventura Avenue 4 lane
- Peach Avenue 4 lane

In addition, Measure C has invested approximately \$147 million in transit facilities and operations, \$30 million in Active Transportation Projects (Peds & Bikes), \$228 million in local road rehabilitation and improvements, \$7.5 in Airport improvements, \$26 million in New Transportation Technology and Transit Oriented Development, and \$14 million in transportation related Air Quality Enhancements.

All of these investments also help leverage other transportation funding that might not otherwise be available. It's difficult to put an exact number on the amount of leveraging that Measure C has made possible, but it is safe to say that over the last 32 years, every Measure C dollar invested in transportation results in another \$5 to \$10 of leveraged funding.

Imagine what Fresno County would look like without Measure C? The Fresno Business Journal ran an article

that indicated the Fresno/Clovis Metropolitan Area had the 7th best commute times of any major city in the US. That would not be possible without the citizens of Fresno County's support for Measure C.

And there is more to come. During this coming year we will be starting the efforts to renew Measure C in 2022. The current Measure C will not expire until 2027, but the FCTA Board believes early renewal has some significant benefits. You'll be hearing more about that effort in the coming months.

Measure C's impact on our daily lives is significant, yet most of us tend to take it for granted. Hopefully as you read this report you will see the difference Measure C has made for Fresno County residents and businesses, and will consider whether or not it is worth continuing this investment as we look forward to our future.

# TRANSIT ORIENTED DEVELOPMENT

Transit Oriented Development (TOD) is part of the Measure C Environmental Enhancement Program and was created to help facilitate land use changes to accommodate high-density and compact housing units, and mixed-use developments that increase the demand for transit services. This program receives approximately 1.2% of total Measure C revenue which equates to approximately \$875,000 per year over the life of the Measure. Prior to 2017, only the City of Fresno was eligible to apply for funding from the TOD Program. However, in 2017 eligibility was opened to all 16 jurisdictions in Fresno County.

**As of the end of FY 2018-19, approximately \$6.9 million in TOD funding grants have been awarded. Projects funded to date include:**

- Fulton Mall Redevelopment Project
- City of Fresno Downtown Housing Program
- Off-site improvements for a 52-unit TOD housing project at Broadway and Calaveras in downtown Fresno
- Street and utility improvements for an 80-unit TOD housing project at Van Ness and Stanislaus in downtown Fresno
- Street and sidewalk improvements for the South Stadium TOD housing project near Grizzlies' Stadium
- Street and utility improvements to facilitate the Blackstone and McKinley TOD housing project in Fresno
- Trail and transit improvements for the Landmark Commons project in City of Clovis
- City of Kingsburg Sustainable Communities Master Plan



Fulton Mall Redevelopment Project



# YOUR MEASURE C DOLLARS AT WORK

## School Bus Replacement Program

Funding for Round 5 of the Measure C Extension School Bus Replacement Program was approved by the Fresno County Transportation Authority in FY18. Round 5 replaced 18 school buses in Fresno County. The Authority again worked with the San Joaquin Valley Air Pollution Control District (SJVAPCD) leveraging Measure C Extension School Bus funds to replace 18 buses at a cost of \$3.18 million. To date Measure C has replaced 99 school buses.

All buses are new clean fuel diesel or CNG buses, and include seat belts and air conditioning.



Electric School Bus

## Regional Public Transit Program

24% of Measure C Extension revenue goes to the Regional Public Transit Program. In FY18/19 over \$15 million was passed through to Fresno FAX, Clovis Transit and the Fresno County Rural Transit Agency. The goal of this program is to increase mobility and provide options to single occupancy vehicle trips.



FCRTA | Electric Vehicle

## Regional Transportation Program • Airports

In FY18/19 \$780,736 (1% of Measure C funds) was invested in improvements to the Fresno Yosemite International Airport and Fresno Chandler Airport. To date the Measure C Extension has delivered more than \$7.4 million to this program.



Fresno Yosemite International Airport  
Runway "C" improvements

# CONNECTING OUR REGION

One Project at a Time



## SR269 MEMORIAL BRIDGE PROJECT

The SR269 newly constructed “Heart of the Valley” memorial bridge and drainage channel was built to address seasonal road closures due to flooding along this corridor between SR198 and the City of Huron.



## WILLOW AVENUE WIDENING PROJECT

Willow Avenue widening project between Shepherd and Copper Avenues, in the City of Clovis, is adding northbound lanes, installing median, curb, gutter, irrigation, landscaping and traffic signal at Perrin Road.

## SR180 EAST EXTENSION PROJECT

4.5-mile extension of the Kings Canyon Expressway from Centerville to Frankwood Avenue in Fresno County.

2020 COMPLETION





**ACADEMY AVENUE WIDENING PROJECT**

Academy Avenue widening project between 11th Street and North Avenue, in the City of Sanger, is reconstructing the roadway to complete over 20-miles of improvements to Academy Avenue which serves as Fresno County’s eastside corridor from Mountain View Avenue to SR168.



**VETERANS BOULEVARD PROJECT**

Veterans Boulevard Project is constructing a new SR99 Interchange, grade separations over HSR and UPRR railroads, intersection connections to Golden State Boulevard, and multi-purpose trail from Shaw to Herndon Avenues; and is being built in phases. Phase 1 is the Bullard Avenue extension to Riverside Drive, in the City of Fresno.

## Environmental Evaluation, Design & Right of Way Phase Projects

- SR99 Veterans Blvd interchange in northwest Fresno
- New interchange on SR99 at North and Cedar Avenues in southwest Fresno
- Upgrade of the SR99 American Avenue interchange project south of Fresno
- Widening projects on Willow and Shaw Avenues in Clovis
- Improvement to Peach Avenue in Fresno
- Improvements to Golden State Blvd in the communities of Fowler, Selma, and Kingsburg
- Project Study Report for SR180 West from Mendota to I5 Connection

## Construction Projects

- Construction completed on the Auxiliary Lane and Soundwall project on SR41 in downtown Fresno
- Construction progress on the SR180 East Expressway project
- SR269 flood mitigation project near Huron was completed
- Construction completed on Passing lane project on SR180 between Kerman and Mendota




## It's Better To Van Together!

Commuters are utilizing the Measure C Vanpool Program more than ever! In 2019, we provided subsidies for 17 NEW vanpools and 51 existing vanpools originating in Fresno County, substantially decreasing the traffic impact on our roadways and bettering our air quality. Vanpools offer a cost-effective option for commuters to get to their destination safely while saving on commuting costs.

**In 2019, we provided subsidies for 17 NEW vanpools and 51 existing vanpools originating in Fresno County.**

In addition, 53 vans from the Farm Worker Vanpool Program are receiving subsidies. Through this program, subsidies and reimbursements assist in offsetting operating costs to transport farm workers to their work destination and return them safely home. The program is open to public and private vanpool owners and riders. In summary, Measure C funded 151 operating van pool vehicles in 2019.

For more information visit <http://measurec.com/commuter-vanpool-program-2/> or call (559) 441-7433



## Park, Ride, Go!

With Caltrans and Measure C's Park & Ride lots throughout Fresno County, it's easier than ever to carpool or access public transportation. Each lot is well lit and centrally located, making them great locations for people to meet and park their vehicles during the workday.

### COALINGA

State Route 198 and State Route 33

### AUBERRY

State Route 168 and Auberry Road

### CLOVIS

State Route 168 and Temperance Avenue

### FRESNO

State Route 180 and Fowler Avenue

### SANGER

State Route 180 and McCall Avenue

Call Valley Rides at **441-RIDE** or visit [www.ValleyRides.com](http://www.ValleyRides.com) and start your carpool today.



## Rideshare & Save!

The Measure C Carpool Incentive Program continues to grow as more people realize its benefits. In 2019, participation increased 11%, with over 1,531 people ridesharing and an average of 8,655 carpool miles driven per day. Commuters who share rides with at least one other person two or more times a week are eligible.

**In 2019, participation increased 11%, with over 1,531 people ridesharing and an average of 8,655 carpool miles driven per day.**

Developed to provide ride-sharing incentives to commuters, the program is a win-win for the environment and commuters, reducing air pollution and greenhouse gasses, and giving riders the opportunity to win monthly prizes by simply registering and submitting commute logs. In 2019, the number of commuter logs submitted more than doubled to over 24,300 entries.

Participants can register for the program online at [www.ValleyRides.com](http://www.ValleyRides.com).

## Advocating for Our Community



Measure C has a lot happening and one of our goals is to make sure we're connected with our community, addressing the needs our residents, and keeping them informed of our projects from planning to completion.

Rose Willems is the Measure C Advocate, who serves all residents of Fresno County, resolving property owners' concerns, providing outreach, and lending educational support to make this happen. The position is a joint venture between Caltrans and the FCTA.

If you have questions about any Measure C project please contact Rose Willems at **559-600-3282** or [rose@measurec.com](mailto:rose@measurec.com)

## Oversight to Ensure Accountability



With the passage of the 2006 Measure C Extension, a 13-Member Citizen Oversight Committee was formed to inform the public that the Measure C funding program revenues and expenditures are spent as promised.

The Fresno Council of Governments is responsible for staffing the Committee and providing technical and administrative assistance to support and publicize the Committee's activities. The members receive, review and recommend actions or revisions to plans, programs, audits, or projects, as well as review sales tax receipt spending annually.

Contact Brenda Veenendaal with Fresno COG at [brendav@fresnocog.org](mailto:brendav@fresnocog.org) for applications or call her at **(559) 233-4148 ext. 219**.





**FILL OUT THE APPLICATION  
TO GET 75% OFF RIDES**

## Savings for our Seniors

For more information and to download the application visit <http://measurec.com/senior-scrip/> or call (559) 441-7433

FCTA believes that everyone should have access to safe and reliable transportation – and the Measure C Senior (Taxi) Scrip Program is making that happen for those who are 70 years of age and older. By purchasing Senior Scrip, seniors who reside in Fresno County receive a 75% discount on ride fares.

After a successful pilot program launched last year, the Measure C Senior Scrip Program joined with the GoGoGrandparent organization to provide enrolled Measure C Senior Scrip users access to Lyft and Uber ride services by dialing a single telephone number. Seniors do not need to own or use a smartphone to order or monitor their rides.

Newly qualified seniors, as well as those already enrolled in the taxi scrip program, now have both ride options available to them. With this new service option in place, participation increased by 528 new members adding to a total of 1,431 Senior Scrip users. This year alone, \$381,160 in Senior Scrip was claimed and paid out to taxicab companies. Lyft/Uber rides data will be reported next fiscal year.

Seniors may have an application mailed to them by contacting the Fresno Council of Governments office during normal business hours (559.233.4148) or they can download the forms directly by visiting [www.FresnoCOG.org](http://www.FresnoCOG.org) OR [www.MeasureC.com](http://www.MeasureC.com)



- Lyft, Uber or local taxi service
- Available 24/7
- Call or use the GoGoGrandparent app to schedule a ride
- Register online or call for personal service
- Spend as little as \$5 to get started!

# ACTIVE Transportation

Active Transportation facilities are a critical element of any transportation system and bring with them quality of life benefits that far exceed their cost. Measure C continues to provide substantial funding for walking and biking facilities within Fresno County. Approximately 4.5%, or \$3.7M per year, of Measure C revenues are dedicated toward active transportation facilities. Measure C has funded or helped fund a long list of pedestrian and bicycle facilities within Fresno County. In addition, Measure C enabling legislation requires that all agencies that receive

Measure C funding must include roadway shoulders wide enough for bicycle usage on all roads and highways constructed using Measure C funding.

Measure C also provides funding to the 15 cities and Fresno County for Americans with Disabilities Act (ADA) improvements. Half a percent (.5%), or about \$350,000 per year of the Local Program allocations given to each agency must be spent on ADA improvements. Further, all transportation projects funded by Measure C must comply with all current ADA requirements.





# URBAN & RURAL

## Regional Program Projects

The Measure C Regional Program is intended to address transportation needs that stretch across the County. It is split into Urban and Rural subprograms, each of which has a list of priority projects. Some of the projects are on the State Highway System while others are on major City and County arterials. Funding for these projects comes not only from the current Measure C Extension, but also from the Original Measure C, the Regional Transportation Mitigation Fee Program, and State and Federal transportation dollars through the State Transportation Improvement Program. Priorities have been identified and funding allocated by working together with

our partners at the Fresno County Council of Governments as well as the various agencies tasked with delivery of these projects.

We are a little over halfway through the Measure C Extension and we have made significant progress towards completing these priority projects. To date, five Urban and seven Rural projects are complete, seven Urban projects have some project phases built with others in process, and all but two of the remaining Urban and Rural projects have received funding for environmental evaluation, design, right of way, or construction phases.

Willow Avenue Widening Project  
Shepherd to Copper, Clovis.





### 1. COUNTY OF FRESNO

PROJECT	LOCATION	
A. Rural Project E	Friant Road (Copper to Millerton Rd)	\$2.92 -*
B. Rural Project I	Mountain View (Bethel to Tulare Co. Line)	\$18.5M -*
C. Original Measure Rural Project	Academy Avenue North & South (SR168 to SR180 & SR180 to SR99)	\$57.43M -*

### 2. CITY OF CLOVIS

PROJECT	LOCATION	
A. Urban Project D1	Willow Ave (Shepherd to Copper Aves)	\$5.712M
B. Urban Project D2	Willow Ave (Teague to Shepherd Aves.)	\$310,000*
C. Urban Project D3	Willow Ave (Alluvial Ave. Improvements)	\$570,000*
D. Urban Project E1	Temperance Ave (Ent. Canal to Nees Ave)	\$1.935M -*
E. Urban Project E2	Temperance Ave (Sierra Ave)	\$1.493M -*
F. Urban Project E3	Temperance Ave / Shepherd Ave. Intersection	\$215,000 -*
G. Urban Project K1	Herndon Ave (Willow to Clovis)	\$641,100 -*
H. Urban Project K2	Herndon Ave (Clovis to Fowler)	\$1.641M -*
I. Urban Project K3	Herndon Ave (Temperance to DeWolf)	\$11.248M
J. Urban Project L1	Shaw Ave (Locan to DeWolf)	\$2.244M
K. Urban Project L2	Shaw Ave (DeWolf to McCall)	\$16.777M

### 3. CITY OF FIREBAUGH

PROJECT	LOCATION	
A. Original Measure Rural Project 1	SR33 (8th to 15th Street Improvements)	\$2M

### 4. CITY OF FRESNO

PROJECT	LOCATION	
A. Urban Project B2	Route 180 West Frontage Road (Marks Ave to Hughes/West Connector)	\$5.31M (\$2.55M Extension; \$2.76M Extension RTMF) -*
B. Urban Project D2A	Willow/Shepherd Intersection Imp.	\$353,000 -*
C. Urban Project D4B	Willow Ave (Teague Ave to Shepherd Ave)	\$289,000 -*
D. Urban Project D4B	Willow Ave (Shepherd to Behymer)	\$2.858M -*
E. Urban Project D5A	Willow Ave (Decatur to Shepherd)	\$1.341M -*
F. Urban Project D8	Willow Ave (Barstow to Escalon)	\$1.402M -*
G. Urban Project G	Monterey Street Bridge	\$1.60M -*
H. Urban Project H1	California Ave Widening (West to Fruit)	\$2.20M -*
I. Urban Project I2A	Peach Ave Traffic Signal (@ Church)	\$250,000 -*
J. Urban Project I2B	Peach Ave Widening (Jensen to Butler)	\$388,000
K. Urban Project I3	Peach Ave Widening (SR 180 to Butler)	\$7.525M -*
L. Urban Project K5A	Herndon Ave Widening (Brawley to Valentine)	\$1.166M -*
M. Urban Project K5B	Herndon Ave Widening (Blythe to Brawley EB)	\$1.118M -*
N. Urban Project K5C	Herndon Ave Widening (Blythe to Brawley WB)	\$105,000 -*
O. Urban Project K6	Herndon Ave Widening (Valentine to Marks)	\$807,000 -*
P. Urban Project K7	Herndon Avenue (SR99 to Weber Ave)	\$996,000 -*
Q. Urban Project K11	Herndon Avenue (Polk to Milburn Ave)	\$1.487M
R. Urban Project N1	Veterans Blvd/SR99 Interchange and Grade Sep.	\$29.56M

### 5. CITY OF MENDOTA

PROJECT	LOCATION	
A. Original Measure Rural Project	SR33 (Bass/Belmont Intersection)	\$4M

### 6. CITY OF PARLIER

PROJECT	LOCATION	
A. Rural Project J	Academy Avenue (Manning Ave to Industrial Park)	\$3.536M -*

### 7. CITY OF SANGER

PROJECT	LOCATION	
A. Original Measure Rural Project	Academy Avenue (11th Ave to -North Ave)	\$5.435M

### 8. COUNCIL OF GOVERNMENTS

PROJECT	LOCATION	
A. Rural Project F	Golden State Corridor (American Ave to Tulare Co. Line)	\$5.709M

### 10. CALTRANS

PROJECT	LOCATION	
A. Rural Project A	SR180 West (Yuba to James) Passing Lane	\$12.782M -*
B. Rural Project B	SR180 East (Temperance to Academy)	\$14.26M (\$13.76M Extension RTMF; \$500,000 Original Measure) -*
C. Urban Project B	SR180 West Landscaping	\$550,000
D. Rural Project C	SR180 East (Academy to Trimmer Springs)	\$19.23M Extension RTMF -*
E. Urban Project C	Braided Ramp Project (SR41/168/180)	\$11.94M (\$2M Original Measure; \$9.94M Extension RTMF) -*
F. Rural Project D	SR180 East (Trimmer Springs to Frankwood)	\$53.024M (\$5.891M Original Measure; \$8.844M Extension & \$38.289M Extension RTMF)
G. Rural Project G	SR269 Bridge @ SR198	\$1.2M Original Measure
H. Rural Project H	SR180 West (Route 33 to I5 Connection)	\$300,00
I. Urban Project J	SR41 (Tulare to "O" St.)	\$5.350M -†
J. Rural Project K	SR99/American Avenue Interchange	\$1.850M Original Measure
K. Urban Project M	SR99 (Cedar/North Interchange)	\$265,000

\*Project Completed



# The Road Repair and Accountability Act of 2017

Last year's Annual Report described the "Road Repair and Accountability Act of 2017", also known as "SB 1". SB 1 provides roughly \$5 billion annually for road repair and maintenance projects, with about half of that amount passing through to the local cities and counties in California. Fresno County and its 15 cities receive about \$40 million annually. Measure C provides another \$24 million in local road improvement funding on an annual basis. SB 1 funding was at risk due to Proposition 8 which was on the November 2018 ballot. Proposition 8 was not successful so the revenues for road repair will continue to flow to Fresno county agencies.

Measure C projects also benefit directly from SB 1. All "Self-Help Counties" (counties that have a transportation measure like Measure C) are eligible for SB 1's Local Partnership Program (LPP). Measure C receives a base allocation of about \$2.5 million per year from the LPP, and is eligible to compete for bi-annual statewide LPP grants. These LPP funds help stretch our Measure C funds further to complete additional transportation improvements. In just the two years the LPP has been available it has helped fund the Willow Avenue project and the Veterans Blvd project.



# Regional Transportation Mitigation Fee Annual Report

The Measure C enabling legislation required that each agency eligible to receive Measure C funding must adopt a Regional Transportation Mitigation Fee (RTMF) in order to address growth-related impacts to the overall transportation system within the County. The RTMF is intended to ensure that future development contributes its fair share towards the cost of infrastructure to mitigate the cumulative, indirect regional transportation impacts of new growth in a manner consistent with the provisions of the State of California Mitigation Fee Act.

These fees provide a portion of the funding necessary to deliver some of the projects identified in Measure C Expenditure Plan. Projects in the urban and rural areas have been funded through the RTMF. To date, the RTMF has collected close to \$32 million which has helped finance the SR41/180/168 Interchange, a portion of SR180 West, SR180 East from Temperance to Frankwood, and Veterans Blvd.

In addition to directly funding some Measure C projects, the RTMF also provides the added benefit of making the overall Measure C funding stretch further. While a

city may not see RTMF funding on a project in their area, using the RTMF funding on one Measure C project allows the next Measure C project to proceed using Measure C or other transportation funding that otherwise would not have been available.

The RTMF is a win-win for consumers who need to get from their new house to their job or other destinations, and for the existing users of the transportation system so that they will not see the transportation facilities they use every day impacted by new development.

**DESCRIPTION OF PROJECTS** RTMF funding expended on the projects listed below were approved in the Measure C Extension Expenditure Plan in November 2006 and the Regional Transportation Program which is updated bi-annually.

Development:	Amount of Fee:
Single-Family Dwelling	\$3,247,807.00
Single-Family Dwelling (Affordable)	\$36,855.00
Multi-Family Dwelling	\$330,685.05
Multi-Family Dwelling (Affordable)	\$6,900.00
Non-Profit Education	\$0.00
Government	\$0.00
Commercial/Retail	\$586,534.64
Commercial/Office/Service	\$285,128.41
Light Industrial	\$42,455.04
Heavy Industrial	\$88,530.26
Other Non-Residential	\$9,255.12

**Fees Collected FY 2018/2019** **\$4,639,182.05**

Developer Fee Interest \$20,392.13

**Total of Transfers for FY 2018/2019** **\$4,659,574.18**

**FY 2016/2017 Receipt and Use:**

Beginning Balance as of 6/30/2018 includes Interest Earned	-\$69,030,410.84
Total of Transfers for FY 2018/2019	\$4,659,574.18
Interest Earnings for FY 2018/2019	\$117,761.43

**Total Available** **-\$64,253,075.23**

Total Legal Related Expenditures for FY 2018/2019	\$84,672.66
Total Interest Expenditures for Measure C/RTMF Loan	\$1,201,816.000
Total Project Related Expenditures for FY 2018/19	\$1,920,713.00
<i>\$771,880 (Loan from Ext.) + \$1148,833 (Loan From Old Meas.) = \$1,920,713</i>	

**Ending Fund Balance** **-\$67,460,276.89**

Measure C Project	Project Name, Location and Description of Expenditures	Amount Expended in FY 18/19
Urban Tier 1 N1	Veterans Blvd. - SR 99 Interchange - Design & Right of Way associated with connection improvement & Grade Separation at UPRR/ Golden State.	\$688,261
Urban Tier 1 C	SR 180 / 41 / 168 - Braided Ramps Design & Landscaping Construction	\$351,411
Rural Tier 1 C	SR180 East - Academy to Smith - Right of Way refund associated with widening of State Route 180 East from Academy to Smith to a 4-Lane Expressway.	-\$2,460
Rural Tier 1 D	SR180 East - Smith to Frankwood - Right of Way & Construction associated with widening of State Route 180 East from Smith to Frankwood to a 4-Lane Expressway.	\$883,501

\*The negative RTMF balance is due to loans made to the RTMF from other Measure C funding areas in order to advance the delivery of projects that have an RTMF funding obligation.





# Citizen Oversight Committee

## Annual Report for Fiscal Year 2018-2019

### PURPOSE AND COMPOSITION

The Measure C Expenditure Plan allocates the proceeds from the half-cent sales tax, as approved by Fresno County voters, to a range of transportation programs. The Measure is in its second twenty-year cycle of transportation development for Fresno County. This second cycle is known as the “Measure C Extension”. Fresno County residents can be assured that approved Measure C funds continue to support the hard work constructing and maintaining the highways, streets and roads of Fresno County and its 15 incorporated cities. To ensure public transparency, Measure C mandates a committee of thirteen Fresno County residents annually evaluate actual and planned expenditures of the agencies that receive Measure C funding.

This Citizen Oversight Committee represents our county population as follows:

- One member from each of the five supervisorial districts
- One member from the Fresno-Clovis metropolitan area
- Seven members who represent community organizations

The Fresno Council of Governments (Fresno COG) appoints committee members to four-year terms. No one member may serve more than eight years. Staggered terms ensure experience and knowledge continuity among the committee members.

The Measure C Citizen Oversight Committee (COC) meets the second Thursday of the month from 5:00-7:00 pm at the Fresno COG office complex. Meeting dates, agendas, and minutes may be found at <http://agendas.fresnocog.org/agenda/search/0/2>

### FISCAL YEAR 2018-2019 PERFORMANCE

The COC met six times during fiscal year 2018-2019, (July 1, 2018 thru June 30, 2019), to carry out the following:

**Accept, review, evaluate, recommend, receive and monitor the following Measure C plans and expenditures:**

- Measure C Extension’s operating budget for 2018-2019
- Measure C Regional Transportation Mitigation Fee budget for 2018-2019
- Actual expenditures made by agencies receiving Measure C Extension funds
- Projects proposed by the agencies receiving Measure C Extension Funds, (review for fiscal compliance).
- Informational updates
- Investment of Measure C Extension funds
- Action on unanticipated items in which voters have a vested interest

### MEASURE C EXTENSION OPERATING BUDGET 2018-2019

The California Department of Finance annually estimates the anticipated proceeds of the Measure C Extension sales tax. Together with investment interest, the estimated proceeds define the Measure C Extension fiscal year operating budget. The Department of Finance estimated total proceeds at \$76,795,304 for fiscal 2018-2019. An added interest amount of \$2,600,000 resulted in a total operating budget of \$79,395,304. This revenue estimate reflects a conservative 3.5% increase from 2017-2018 actual revenues to date. The COC received the 2018-2019 operating budget information in July 2018.

### REGIONAL TRANSPORTATION MITIGATION FEE OPERATING BUDGET 2018-2019

The Regional Transportation Mitigation Fee (RTMF) is part of the Measure C Extension Expenditure Plan. It requires new development pay its fair share for road improvements. Mitigation fee amounts are based on traffic impacts of these new developments. The COC received the 2018-2019 RTMF budget information in July 2018.

The proposed RTMF operating budget for 2018-2019 was estimated at \$11,306,354 and includes the following sources:

- Uncommitted RTMF Fund Balance \$5,031,354.00
  - Estimated RTMF Fee Revenue \$4,700,000.00
  - Estimated RTMF Interest Revenue \$75,200.00
  - Measure C - RTMF Loan Program \$1,499,800.00
- Total: \$11,306,354.00**

### FRESNO COUNTY TRANSPORTATION AUTHORITY (FCTA) BOARD RESOLUTION NO. 2018-02

Using the revenue estimate provided by the Fresno County Auditor-Controller/Treasurer-Tax Collector, the Fresno County Transportation Authority (FCTA) shall, each year, prepare an annual resolution of allocation/apportionment. The resolution includes a table which identifies each city’s and county’s total street mileage, estimated population within each jurisdiction and final estimated funding allocation. Following the adoption of this resolution, the Fresno County Transportation Authority shall notify each local agency in writing.

### MEASURE C NEW TECHNOLOGY RESERVE GRANT PROGRAM - FISCAL YEAR 2018-2019 GRANT APPLICATIONS

Fresno COG released the Measure C 2018 application for new technology funding on April 16, 2018. Six applications were received requesting a total of \$7,291,415 with \$6.4 million in funding available. On August 22, 2018 the grant scoring committee met to interview the applicants and discuss the applications. The committee recommended that the Fresno COG fund projects totaling \$5,464,731.

Applicants included Fresno County Regional Transportation Authority (FCRTA); Clovis Transit; City of Fresno Public Works; City of Fresno Transit; City of Reedley and Fresno City College.

### TRANSIT ORIENTED DEVELOPMENT SUB-PROGRAM CYCLE VI APPROVED FUNDING

The Measure C TOD Sub-Program was created to help facilitate land use changes to accommodate high-density, compact housing units and mixed-use developments that increase the demand for transit services. This sub-program receives 1.2% of Measure C’s revenue or approximately \$875,000 per year over the life of the Measure C Extension.

TOD funding was approved by the Fresno County Transportation Authority board on May 30, 2018, awarding the following project funding:

- City of Fresno, Blackstone and McKinley Transit-Oriented Development | \$478,000.00
- City of Clovis, Clovis Landmark Commons | \$250,000.00
- City of Kingsburg, Downtown Kingsburg Strategic Plan | \$157,000.00



## Annual Report for Fiscal Year 2018-2019 *(continued)*

Given that some of the other applications lacked information and did not provide a strong nexus to transit-oriented development, the scoring committee recommended the city of Fresno and city of Clovis applications be shared with potential future applicants as exemplary TOD applications. The two applications can be found at <https://www.fresnocog.org/measure-c-transit-oriented-development>.

### STATE ROUTE 269 BRIDGE

The City of Huron, Caltrans, Measure C and the Fresno Council of Governments hosted a ground-breaking ceremony for the State Route 269 bridge project on November 1, 2018. Measure C COC members attended this event.

### FCTA BUDGET AND EXPENDITURE REPORTS FOR FISCAL 2018-2019

Budget recommendations and expenditure reports from all cities within the county and associated agencies were reviewed and accepted by the Measure C COC during the December 2018 meeting.

### STATE ROUTE 180 - E. KINGS CANYON EXPRESSWAY, SEGMENT III UPDATE

A video on the status of Measure C's State Route 180 - E. Kings Canyon Expressway, Segment III regional project was presented to the Measure C COC and is available on the Fresno COG website. This final segment of the E. Kings Canyon Expressway is planned for completion by December 2020.

### MEASURE C FINANCE & AUDITS

The FCTA retained the accounting firm Dedekian, George, Small and Markarian to perform the fiscal year 2018-2019 audit of finances. The firm completed the analysis and submitted a final report to the Measure C COC. In summary, the firm found no material weakness concerning internal control over financial reporting in no instances of non-compliance of laws, regulations, contracts or grant agreements.

### FISCAL YEAR 2015-2016 AND 2016-2017 LOCAL AGENCY AUDITS

The audit firm had recently completed their analysis and submitted final reports for fiscal year June 30, 2016 and June 30, 2017, which were provided to the Measure C COC. In summary, the audit firm stated that local agencies continued to adhere to the recordkeeping and reporting requirements, as well as expending Measure C funds in accordance with provisions of the Measure C Transportation Sales Tax Extension. The audit firm recommended opportunities for strengthening internal controls and operating efficiencies. Staff reviewed and implemented the recommendations. These audits can be accessed on Measure C's website at <https://www.measurec.com/meetings>.

### FISCAL YEAR 2019-2020 ANNUAL BUDGET FOR THE ORIGINAL MEASURE C 1987-2007

The proposed 2019-2020 original Measure C budget has no estimated sales tax revenue during the fiscal year due to the original Measure's expiration in 2007. However, it is estimated to gain \$920,000.00 in interest revenue which will be used to fund the remaining Measure C Urban and Rural Regional projects. This reserve accumulated over 20 years of the original Measure C to fund a transition to the Extension Measure, or to finance FCTA close-out costs should the Extension Measure not be accepted by the voters. Use of these funds to cover the administrative costs of ongoing Measure C projects is consistent with the intended purpose of these accumulated funds.

### STRATEGIC FORESIGHT BY FRESNO COUNTY

Visionary Fresno County voters supported a funding source devoted to transportation systems improvements. As a result of their foresight, our county's transportation infrastructure is being addressed, supporting our economic well-being. Fresno County's transportation system keeps us competitive in today's marketplace. As costs continue to increase for maintenance and development, our future needs do not diminish in scale.

The Measure C Citizen Oversight Committee is made up of Fresno County citizen volunteers. Our members continue to strongly support the Measure C Extension Plan's guiding principle: "Promises Made, Promises Kept". The COC is dedicated to serving the residents of Fresno County by ensuring transparency of all Measure C activities. We welcome constructive comments, feedback and questions. Please join us as we move forward to a safer more efficient transportation future.

People interested in being part of the Measure C Extension's Citizen Oversight Committee should contact Fresno Council of Governments at:

Fresno Council of Governments  
Attn. Brenda Veenendaal, Staff to the COC  
2035 Tulare Street, Suite 201  
Fresno, CA 93721  
559-233-4148, ext. 219  
[brendav@fresnocog.org](mailto:brendav@fresnocog.org)

[www.fresnocog.org](http://www.fresnocog.org)  
[www.measurec.com](http://www.measurec.com)

A handwritten signature in blue ink, appearing to read "Lee Delap".

Lee Delap, *Chairman*  
Measure C Citizen Oversight Committee



# Citizen Oversight Committee

## Current Measure C Citizen Oversight Committee

### PUBLIC-AT-LARGE APPOINTEES

**LEE DELAP**, retired Cal Fire employee  
(CHAIR)

**SAL PETRUCELLI**, Retired, Vice President  
District Manager for Longs Drugs/C.V.S.

**LEANN NOWLIN**, Chief Business Official  
with Golden Plains Unified School District

**DESTINY RODRIGUEZ**, Community  
Relations for the Center for Climate  
Protection

**RONALD DRESSLER**, retired from  
positions in the construction industry

**JIM HUNTER**, Senior Managing  
Consultant (semi-retired) for Knowledge  
Solutions Group

### COMMUNITY ORGANIZATION APPOINTEES

**ROBERT ALLEN** represents the Selma  
District Chamber of Commerce

**WILLIAM JORDAN** represents the League  
of Women Voters

**KEVIN HAMILTON** represents the Central  
California Asthma Collaborative (CCAC)

**JENNIFER HARTWIG** represents the  
Fresno County Farm Bureau

**GAIL MILLER** represents WE - Women  
Empowerment

## 2018-2019 Citizen Oversight Committee Membership

### PUBLIC-AT-LARGE APPOINTEES

**LEE DELAP**, retired Cal Fire employee  
(CHAIR)

**SAL PETRUCELLI**, Retired, Vice President  
District Manager for Longs Drugs/C.V.S.

**LEANN NOWLIN**, Chief Business Official  
with Golden Plains Unified School District

**DESTINY RODRIGUEZ**, Community  
Relations for the Center for Climate  
Protection

**SAMUEL MOLINA**, California State  
Director of Mi Familia Vota

### COMMUNITY ORGANIZATION APPOINTEES

**ROBERT ALLEN** represents the Selma  
District Chamber of Commerce

**WILLIAM JORDAN** represents the League  
of Women Voters

**KEVIN HAMILTON** represents the Central  
California Asthma Collaborative (CCAC)

**JOE DENHAM** represents the Greater  
Fresno Area Chamber of Commerce

**MIKE SCHWAN** represents the Central  
California Builders Exchange



# Authority Board Members



## ERNEST "BUDDY" MENDES

Ernest "Buddy" Mendes grew up on his parents' dairy farm in Riverdale in Western Fresno County and has been farming in the Central Valley for 38 years. Buddy is honored to have been elected to serve as the Supervisor representing District 4, which encompasses 9 cities and 9 unincorporated communities from Orange Cove to the east and Coalinga to the west. He is excited and committed to work on behalf of the citizens of Fresno County to improve education, transportation, strengthen public safety services, and create jobs.



## LYNNE ASHBECK

Lynne Ashbeck is the Senior Vice President, Community Engagement and Population Wellness for Valley Children's Hospital. A respected civic leader, Lynne is currently serving her fifth term on the Clovis City Council. Lynne served as a Co-Chair of the Measure C Reauthorizing Committee that represented 24-community stakeholders to create the 2006 Measure C Expenditure Plan. Lynne is an adjunct professor at Fresno Pacific University, teaching conflict resolution courses in both the undergraduate healthcare administration and graduate leadership programs. She also served as a senior mediator/facilitator with the Center for Collaborative Policy, California State University, Sacramento. Lynne completed both her bachelor's degree and master's degree in home economics/nutrition at Fresno State and is a registered dietitian. She completed a master's degree in conflict resolution and peacemaking from Fresno Pacific University.



## LEE BRAND

Lee Brand is the 25th Mayor of the City of Fresno, sworn into office on January 3, 2017. Lee was born and raised in Fresno, attended local schools, graduated from Fresno State University and completed his education at USC with a Master's Degree in Public Administration. He has served as Council President, Chairman of the Redevelopment Agency and as a Commissioner on the Fresno City Planning Commission. During his eight years representing District 6 on the City Council, Lee authored and successfully passed over twenty legislative initiatives which regulate fiscal responsibility, accountability, and transparency, in addition to such initiatives as the Reserve Management Act, the Better Business Act, and City Debt Management Policies.



## SAL QUINTERO

Sal Quintero was born and raised in Fresno and has lived in District 3 since he was 3 years old. Having attended local schools and graduated from San Joaquin Memorial High School gave Sal a deep appreciation for Fresno's diverse community, its rich history, and its bright future. In 1995, Sal was elected to the Fresno City Council, representing District 5, where he served the people of Southeast Fresno for eight years. In 1997, Sal was elected the first Council President under the newly formed city's strong Mayor form of Government. He began serving as the Fresno County Board of Supervisors District 3 on January 3, 2017. Throughout his life Sal has been passionate about his community, and has been a dedicated servant who always listens to the people of the district and goes out of his way to help solve their issues.



## STEVE BRANDAU

Steve Brandau was born and raised in the small town of Selma, and moved to Fresno after he graduated from Selma High School. He then attended Fresno State earning a Bachelor of Arts degree in English and a Bachelor of Arts degree in History. In 2012, Steve decided he wanted to become more active in the community by serving in the public sector. He won the Fresno City Council race for District 2 representing constituents in the northwest Fresno area. He was sworn into office in January of 2013 and was elected Council President in January of 2014. Steve currently serves as the Chair of the San Joaquin River Conservancy, and is a board member to the Economic Development Corporation. On March 5, 2019, Steve was elected to the Fresno County Board of Supervisors.




## PAUL SHIOTA

Paul Shiota was born in Punjab, India. He immigrated to California at the age of nine where his family settled in the Selma area and soon thereafter, Paul began working in the grape vineyards on various farms. After graduating from Selma High School, Paul started in the trucking industry in 1980 as a driver. He is currently the owner and operator of Smartway Express Inc., and farms almonds and grapes. He and his wife reside in Selma, a half-mile from where Paul attended elementary school. They are the proud parents of three children: his sons work with him in the family business and his daughter is studying to become a doctor of medicine. As a local business owner for the past 35 years, Paul understands the value of hard work, as well as the evolving needs of Fresno County's transportation system.



## DAVID T. CARDENAS

David Cardenas and his wife, Anna, have lived in and operated a successful local business in the Fowler community for over 36 years. They have three grown children and are also proud grandparents of three. David has served as the Mayor of the City of Fowler for the past 10 years, and as a member of the Fowler City Council for the past 18 years. He currently serves as Chairman of the Fresno County Council of Governments Policy Board, a Board member of the Consolidated Mosquito Abatement District, and is the Chairman of the S. K. F. Sanitation District Board. Throughout the years, David has served on several committees and boards for various public agencies and organizations, including the South San Joaquin Valley Division of the League of California Cities, and the Five Cities Economic Development Authority. For decades, he has volunteered in civic activities for the betterment of his community, including the Fowler Lions Club and Fowler Knights of Columbus, of which he is a founding member.



## AMARPREET "RUBY" DHALIWAL

Ruby Dhaliwal was born and raised in Punjab, India. In 1983, at the age of 20, he immigrated to California where he completed a B.S. in Business Administration from Fresno State University. He has owned and operated businesses in the City of San Joaquin for over 18 years. In 2000, Ruby was elected to serve as a councilman on the San Joaquin City Council and is currently the City's Mayor Pro Tempore. Ruby serves on various boards throughout the Valley. He is a past Chairman of the Fresno Council of Governments Policy Board, Vice-Chairman of the San Joaquin Valley Policy Council which covers eight counties. He also serves on the League of California Environment Policy Committee and the San Joaquin Valley Air Pollution Control District boards, and was appointed by Governor Brown to serve on the San Joaquin Valley Partnership for Economic Development.



## PAUL CAPRIOGLIO

Paul Caprioglio is a life-long resident of Fresno and has lived with his wife Rhonda and family for over 40 years in the district that he serves. After graduating from Roosevelt High School, he attended Fresno City College and then went on to earn a B.A. in Political Science from California State University, Fresno. He then decided to continue his education, earning his Juris Doctorate from the University of Pacific's McGeorge School of Law. Councilmember Caprioglio was elected as Council President in January of 2016, and served until the end of his tenure in January 5, 2017. He is currently serving a second term as Council President until January 2020. Paul strives to provide excellent constituent service for District 4, and remains committed to the betterment of the district as well as the community city-wide.

**1. Regional Public Transit Program**

FY 2018-19 REVENUE TOTALS  
TO DATE WITH INTEREST

2007-27 TOTALS TO  
DATE WITH INTEREST

<b>PUBLIC TRANSIT AGENCIES - TOTAL 19.66%</b>		<b>\$15,349,271.61</b>	<b>\$146,702,999.25</b>
Fresno Area Express (FAX)	13.70%	10,696,084.47	102,227,227.09
Clovis Transit	1.97%	1,538,050.11	14,700,057.16
Fresno County Rural Transit Agency (FCRTA)	3.99%	3,115,137.03	29,775,715.00
<b>PUBLIC TRANSPORTATION INFRASTRUCTURE STUDY (PTIS) / TRANSIT CONSOLIDATION - TOTAL 0.29%</b>		<b>\$ 227,708.75</b>	<b>\$ 2,175,445.84</b>
Public Transportation Infrastructure Study (PTIS) / Transit Consolidation	0.29%		
<b>ADA / SENIORS / PARATRANSIT - TOTAL 0.79%</b>			
Fresno COG	100.00%	<b>\$616,781.51</b>	<b>\$5,900,173.69</b>
<b>FARMWORKER / CAR / VANPOOLS - TOTAL 1.16%</b>		<b>\$905,653.84</b>	<b>\$8,663,707.57</b>
Farmworker Vanpools	0.58%	452,826.91	4,331,773.22
Car / Vanpools	0.58%	452,826.93	4,331,773.25
<b>NEW TECHNOLOGY RESERVE - TOTAL 2.10%</b>		<b>\$1,932,412.71</b>	<b>\$16,987,589.73</b>
New Technology Reserve	2.10%		

**2. Local Transportation Program**

<b>LOCAL ALLOCATION - TOTAL 34.6%</b>		<b>\$23,896,642.90</b>	<b>\$228,390,600.61</b>
<b>Street Maintenance - 15.30%</b>		<b>\$11,948,114.05</b>	<b>\$114,193,344.59</b>
Clovis	9.91%	1,169,349.10	10,262,022.02
Coalinga	1.47%	195,466.08	2,178,036.91
Firebaugh	0.69%	104,353.20	1,288,002.65
Fowler	0.60%	94,287.08	1,215,900.63
Fresno	46.27%	5,366,520.76	49,395,571.20
Huron	0.59%	93,539.16	1,221,066.46
Kerman	1.31%	176,674.99	1,878,527.05
Kingsburg	1.20%	163,349.40	1,742,161.80
Mendota	0.99%	138,892.38	1,689,149.13
Orange Cove	0.84%	122,038.16	1,485,942.84
Parlier	1.27%	171,494.37	1,900,313.21
Reedley	2.31%	291,594.68	2,959,676.20
San Joaquin	0.36%	66,657.99	1,018,387.51
Sanger	2.36%	297,771.02	2,923,254.09
Selma	2.16%	274,811.84	2,889,001.96
County of Fresno	27.67%	3,221,313.77	30,146,330.78
<b>ADA Compliance - 0.50%</b>		<b>394,524.31</b>	<b>3,770,864.33</b>
Clovis	9.91%	38,582.28	338,348.19
Coalinga	1.47%	6,492.40	72,784.37
Firebaugh	0.69%	3,489.78	43,549.36
Fowler	0.60%	3,158.12	41,167.93
Fresno	46.27%	176,882.51	1,623,798.97
Huron	0.59%	3,133.43	41,347.48
Kerman	1.31%	5,873.21	62,947.58
Kingsburg	1.20%	5,434.11	58,467.53
Mendota	0.99%	4,627.87	56,725.28
Orange Cove	0.84%	4,072.84	50,050.65
Parlier	1.27%	5,702.51	63,662.31
Reedley	2.31%	9,659.53	98,459.89
San Joaquin	0.36%	Flex 2,246.42	Flex 34,672.83
Sanger	2.36%	9,863.54	97,266.41
Selma	2.16%	9,106.53	96,137.41
County of Fresno	27.67%	106,199.23	991,478.14
<b>Flexible Funding - 14.80%</b>		<b>11,554,004.53</b>	<b>110,426,391.69</b>
Clovis	9.91%	1,130,766.83	9,923,673.85
Coalinga	1.47%	189,032.38	2,106,003.92
Firebaugh	0.69%	100,876.90	1,244,633.69
Fowler	0.60%	91,169.82	1,175,040.61
Fresno	46.27%	5,189,638.31	47,771,775.67
Huron	0.59%	90,416.14	1,179,833.33
Kerman	1.31%	170,854.20	1,815,862.05
Kingsburg	1.20%	158,015.36	1,684,305.52
Mendota	0.99%	134,281.80	1,632,648.90
Orange Cove	0.84%	117,998.42	1,436,146.13
Parlier	1.27%	165,845.22	1,836,921.93
Reedley	2.31%	281,935.10	2,861,313.67
San Joaquin	0.36%	64,417.60	983,789.12
Sanger	2.36%	287,907.49	2,826,366.37
Selma	2.16%	265,734.29	2,793,223.28
County of Fresno	27.67%	3,115,114.67	29,154,853.65

		FY 2018-19 REVENUE TOTALS TO DATE WITH INTEREST	2007-27 TOTALS TO DATE WITH INTEREST
<b>PEDESTRIAN / TRAILS - TOTAL 3.10%</b>		<b>\$2,425,218.65</b>	<b>\$23,139,464.06</b>
Urban (Clovis & Fresno Spheres of Influence) - <b>2.15%</b>		<b>1,683,436.93</b>	<b>16,050,122.83</b>
Clovis		274,677.53	2,494,642.49
Fresno		1,303,203.20	12,499,306.66
County of Fresno		105,556.20	1,056,173.67
Rural - <b>0.95%</b>		<b>741,781.72</b>	<b>7,089,341.24</b>
Coalinga		<i>Flex</i> 39,989.30	<i>Flex</i> 401,800.52
Firebaugh		<i>Flex</i> 19,319.48	<i>Flex</i> 175,866.26
Fowler		<i>Flex</i> 14,863.51	<i>Flex</i> 134,812.75
Huron		<i>Flex</i> 17,390.38	<i>Flex</i> 165,407.92
Kerman		<i>Flex</i> 35,921.55	<i>Flex</i> 329,246.22
Kingsburg		<i>Flex</i> 29,512.68	<i>Flex</i> 271,108.61
Mendota		<i>Flex</i> 28,700.55	<i>Flex</i> 253,906.10
Orange Cove		<i>Flex</i> 22,551.29	<i>Flex</i> 225,227.28
Parlier		<i>Flex</i> 36,897.99	<i>Flex</i> 338,466.36
Reedley		62,880.55	589,316.92
San Joaquin		<i>Flex</i> 9,809.76	<i>Flex</i> 94,160.48
Sanger		63,538.54	586,620.01
Selma		<i>Flex</i> 58,930.98	<i>Flex</i> 553,832.77
County of Fresno		301,475.16	2,969,569.04

<b>BICYCLE FACILITIES - TOTAL 0.90%</b>		<b>\$702,755.83</b>	<b>\$6,716,494.70</b>
Clovis	9.91%	69,647.51	619,263.14
Coalinga	1.47%	<i>Flex</i> 10,356.73	<i>Flex</i> 102,371.11
Firebaugh	0.69%	<i>Flex</i> 4,826.22	<i>Flex</i> 45,496.79
Fowler	0.60%	<i>Flex</i> 4,213.91	<i>Flex</i> 40,951.17
Fresno	46.27%	325,100.09	3,123,757.34
Huron	0.59%	<i>Flex</i> 4,168.40	<i>Flex</i> 41,301.21
Kerman	1.31%	<i>Flex</i> 9,214.24	<i>Flex</i> 83,242.11
Kingsburg	1.20%	<i>Flex</i> 8,404.11	<i>Flex</i> 74,535.95
Mendota	0.99%	<i>Flex</i> 6,927.28	<i>Flex</i> 71,181.44
Orange Cove	0.84%	<i>Flex</i> 5,892.35	<i>Flex</i> 58,219.10
Parlier	1.27%	<i>Flex</i> 8,899.21	<i>Flex</i> 84,667.25
Reedley	2.31%	16,224.71	152,508.79
San Joaquin	0.36%	<i>Flex</i> 2,533.09	<i>Flex</i> 28,336.52
Sanger	2.36%	16,596.19	150,032.56
Selma	2.16%	<i>Flex</i> 15,197.27	<i>Flex</i> 147,937.38
County of Fresno	27.67%	194,554.52	1,892,692.84

### 3. Regional Transportation Program

<b>REGIONAL TRANSPORTATION PROGRAM - TOTAL 30.40%</b>		<b>\$25,803,733.78</b>	<b>\$ 238,457,738.94</b>
Urban	14.70%	12,672,004.53	115,499,107.92
Rural	14.70%	12,350,993.18	115,496,781.55
Fresno Airports - City of Fresno	1.00%	780,736.07	7,461,849.47

### 4. Alternative Transportation Program

<b>ALTERNATIVE TRANSPORTATION PROGRAM - TOTAL 6%</b>		<b>\$5,474,712.25</b>	<b>\$48,172,280.47</b>
Rail Consolidation	6.00%		

### 5. Environmental Enhancement Program

<b>ENVIRONMENTAL ENHANCEMENT PROGRAM - TOTAL 3.50%</b>		<b>\$2,894,009.73</b>	<b>\$27,138,027.06</b>
School Bus Replacement	2.30%	1,889,558.06	17,682,248.84
Transit Oriented Infrastructure for Infill	1.20%	1,004,451.66	9,455,778.22

### 6. Administration / Planning Program

<b>ADMINISTRATION / PLANNING PROGRAM - TOTAL 1.5 %</b>		<b>\$1,983,667.66</b>	<b>\$19,154,184.65</b>
Fresno County Transportation Authority (FCTA) - Administration	1.00%	862,958.32	7,836,908.48
FCTA - Services and Supplies		730,341.29	7,585,544.26
Fresno COG	0.50%	390,368.05	3,731,731.91

FCTA - Measure C 1/2% Sales Tax Deposit	<b>TOTAL DEPOSIT</b>	<b>\$82,212,569.13</b>	<b>\$771,598,545.31</b>
---	----------------------	------------------------	-------------------------



# Measure C Extension 2007-2027



2220 Tulare Street, Suite 2101  
Fresno, CA 93721

TEL (559) 600-FCTA(3282)  
FAX (559) 600-1499

Like us on Facebook

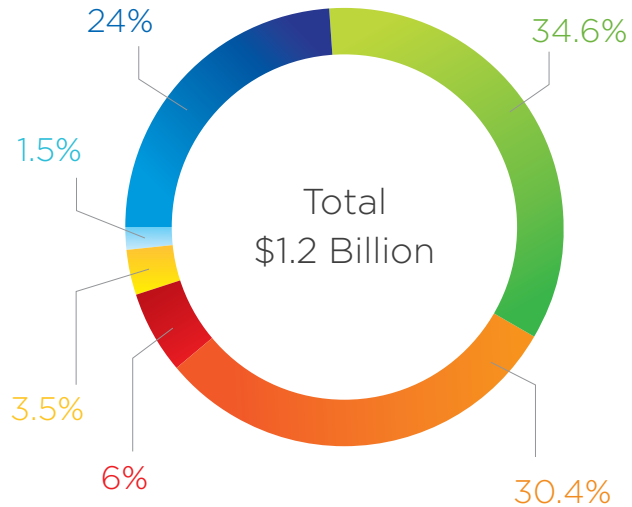
 /measurecfresnocounty

## Check out the Measure C Website!

Improving service to the public is a top priority. We're pleased to launch a new website that is easier to navigate and that provides much more timely content about programs and awards.

Be sure to take a peek and let us know what you think at

**WWW.MEASUREC.COM**



### > Regional Public Transit Program - 24%

Expanding mass transit programs in order to get people out of their cars and improve air quality.

### > Local Transportation Program - 34.6%

Maintaining and improving local streets and roads by paving streets and sidewalks, and repairing potholes.

### > Regional Transportation Program - 30.4%

Improving freeway interchanges, adding lanes, increasing safety, and improving major commute corridors.

### > Alternative Transportation Program - 6%

Consolidating county rail lines.

### > Environmental Enhancement Program - 3.5%

Improving air quality and the environment through the School Bus Replacement Program and the Transit Oriented Infrastructure for In-Fill Development Program.

### > Administration/Planning Program - 1.5%

Administering the programs provided to the FCTA and Fresno COG.

